

# WORLD VISION ETHIOPIA HUNGER RESPONSE SITUATION REPORT NO.11

9 OCTOBER 2017

World Vision



## SITUATION HIGHLIGHTS



**3.6 million**

malnourished children under age 5, along with malnourished pregnant and lactating women



**8.5 million**

people will need emergency food assistance



**10.5 million**

people will require WASH support



**2.2 million**

families will require livestock support



**44,218**

people reporting cases of Acute Watery Diarrhea



**1 million+**

Internally displaced people throughout the country

## KEY HIGHLIGHTS

- **Scaling up response:** Due to the growth in need caused by drought – with more than 8.5 million people now in need of food assistance – World Vision has revised its response plan. The updated response aims to reach 1.4 million people with programmes that will provide nutrition support, water, sanitation and hygiene, health, education and livelihood/food security to drought affected families with a target budget of US \$37.3 million.
- **Displacement rises:** More than 1 million people are expected to be displaced by the end of the year due to various shocks, the government predicted in their Revised Humanitarian Requirement document. However, a recent IOM report indicates that already 1.09 million people have displaced throughout the country.
- **Drought effects expected to remain until January:** Somali region is the area worst affected by drought in Ethiopia, with large areas expected to remain at Emergency (IPC Phase 4) or Crisis (IPC Phases 3) until, at least, January 2018. Other areas of the country - parts of Amhara, Tigray, and northeastern SNNPR - remain in Crisis (IPC Phase 3). Meher (long season) harvests that begin in October, could improve acute food insecurity Amhara, Tigray, and northeastern SNNPR<sup>1</sup>.
- **Disease outbreak:** Acute Watery Diarrhoea (AWD) remains a public health threat in Ethiopia, with increasing cases in the last few weeks occurring predominantly in the northwest regions of Amhara, Tigray, and Afar regions. Since the start of this year, 44,218 total cases reported with 832 deaths.

## HUMANITARIAN SITUATION OVERVIEW

- **Increasing need for therapeutic feeding:** Consecutive droughts have exacerbated the already stressed food and nutrition security situation in Ethiopia. Malnutrition levels in Ethiopia are high, with stunting rates at 39 per cent and wasting at 10 per cent<sup>2</sup>. The malnutrition situation is the worst in Somali region, with 16.2 per cent of children under age experiencing malnutrition. What's more, a recent report from the Ethiopian government and UNICEF called the Enhanced Outreach Strategy (EOS) states that 39 per cent of pregnant women and lactating mothers are also malnourished, meaning they are unable to provide their children with adequate nutrients to facilitate healthy growth<sup>3</sup>.

As of 07 August 2017, revised Humanitarian Requirements Document

- **Fall army Worm Infestation:** Since first reported in Ethiopia's Southern Nations Nationalities and People's Region (SNNPR) in February 2017, Fall Army Worm has spread to five other regions (Amhara, Benishangul Gumuz, Gambela, Oromia, and Tigray) across the country, with re-infestation has occurred in SNNPR, where up to five generations of the fall armyworm have been recorded. A total of 412 woredas (districts) across the country are affected by the pest. Currently, out of the 2,929,283 hectares of maize planted, some 685,560 hectares are infested, accounting for roughly 23% of the total area planted. Only 41% of the 685,560 hectares infested have been sprayed with pesticides. Re-infestation has been reported in some areas<sup>4</sup>.
- **Flooding:** Flooding was reported from various regions in September. Since the start of rainy season, flooding has been reported in 86 places in the country. The flood national task force estimated a total of 1.5 million people would be affected by flood incidents during this year's rainy season.

<sup>1</sup> FEWSNET, August 03, 2017 update

<sup>2</sup> Ethiopia demographic health survey, 2016

<sup>3</sup> UNICEF sitrep, September, 2017

<sup>4</sup> FAO Fall armyworm update, August 11, 2017

## WHAT WORLD VISION IS DOING

In response to the 2017 drought, World Vision Ethiopia has secured US \$22.7 Million, of this US \$18.1 m is the in kind resources and administration costs for food assistance of Joint Emergency Operation Program in 12 drought affected districts. The drought has critically affected 32 Area Programs and 12 non-Area Programs of World Vision Ethiopia. In total, 17 World Vision working areas have been classified as priority one by the Ethiopian government – places in need of the most urgent response.



### WASH

- **Rehabilitation of springs:** 13,500 people will benefit from rehabilitation work to 10 springs, which has started, at Kochere district.
- **Water supply system construction at Shashemene AP:** 6,000 people will benefit from the construction of 100m<sup>3</sup> reservoir, which has begun, and the construction four water points.
- **Water supply system upgrading/expansion at West Guji Zone:** 12,000 people are expected to benefit from the construction of two reservoirs, which has began, along with a pipeline extension of more than 6km.
- **Distribution of water treatment chemicals:** A total of 31,281 people were able to purify their water after 2,000 bottles water guards, 2,400 sachets of P&G, 2,000 strips of Aqua tabs, and four drums of Chlorine were distributed to communities affected by the Acute Watery Diarrhea outbreak.
- **Sanitation and hygiene related trainings:** 75 Health Extension Workers (all women) attended capacity building training on proper sanitation and improved hygiene practices. Two hygiene promotion campaigns were conducted with 676 people in Shashemene.
- **Water management training:** A total of 76 people have been organized into 10 WASH committees and took part in capacity building training on water system operation and management.



### HEALTH & NUTRITION

- **Addressing Child Malnutrition:** 64 severely malnourished and 101 moderately malnourished children received treatment in 14 health institutions of South Ari, Kochere, Gedeb and Melka Bello. The services included emergency medication and nutrition supplements.



### FOOD SECURITY AND LIVELIHOODS

- **Forage seed distribution:** 200 people benefited from 1,000 kg of Sudan grass forage seeds
- **Community training:** 180 farmers attended training sessions where they learned about irrigation (80 participants) and crop management (100 participants).
- **Supporting veterinary service:** 9,000 families were able to treat more than 450,000 goats and sheep after livestock drugs, which cost US \$15,000, were distributed.
- **Small scale irrigation:** 100 families will benefit from irrigation canals that will reach 50 hectares of land. The project is 95 per cent complete.



### EDUCATION AND PROTECTION

- **Scholastic materials:** 1,381 school children received school materials – exercise books, pens and pencils – to encourage continued school attendance.

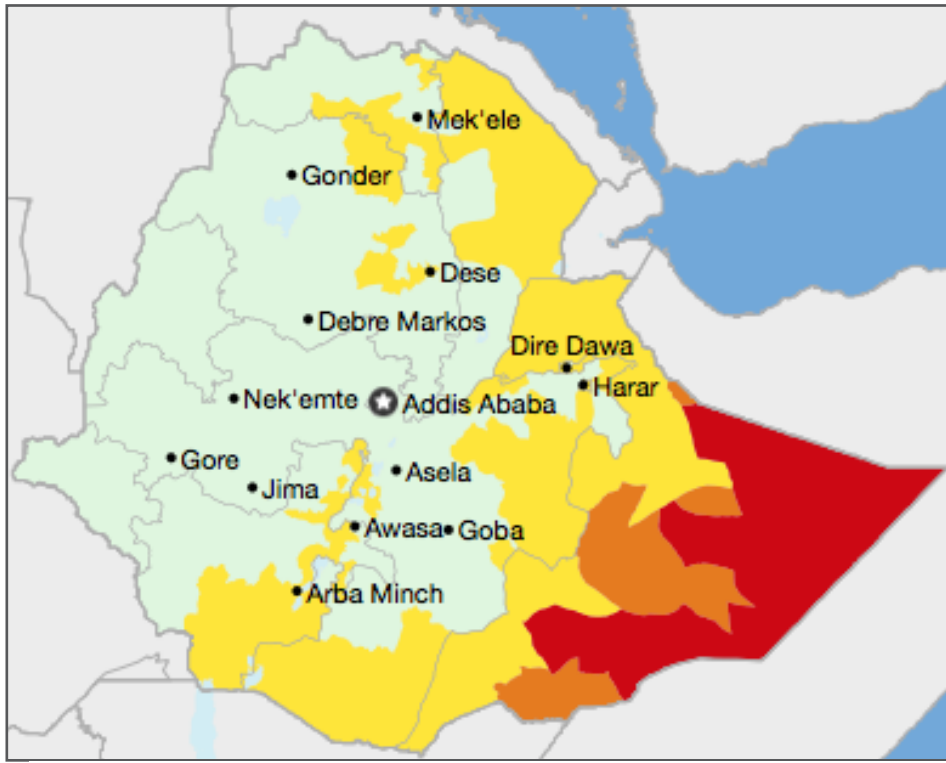


### FOOD ASSISTANCE

- **Food assistance:** 248,802 people were reached during the 5th round of food distribution in 12 woredas (districts) of Oromia and SNNP. In total 3,732 MT of wheat, 373 MT YSP and 112 MT of oil was distributed.
- **Children receiving assistance:** 12,243 Registered Children (RC) in World Vision's program areas have served with different responses. Children received food assistance and medical support, thanks to support from World Vision Ethiopia, WFP and JEOP and its local government and community partners.

## FOOD SECURITY STATUS IN ETHIOPIA

source: FEWSNET



IPC 2.0 Acute Food Insecurity Phase

1: Minimal 2: Stressed 3: Crisis 4: Emergency 5: Famine

## RESPONSE HIGHLIGHTS



**533,792**

people reached with food security and livelihood support



**257,464**

people reached with food assistance



**346,404**

people reached with water, sanitation and hygiene support



**27,135**

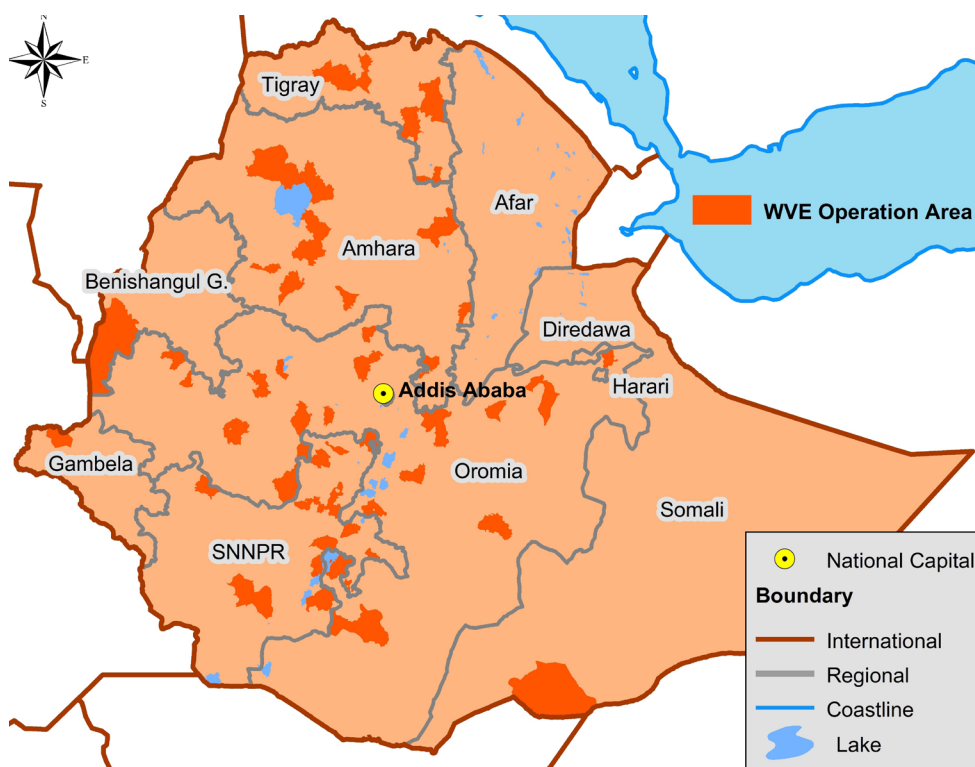
people reached with health and nutrition support



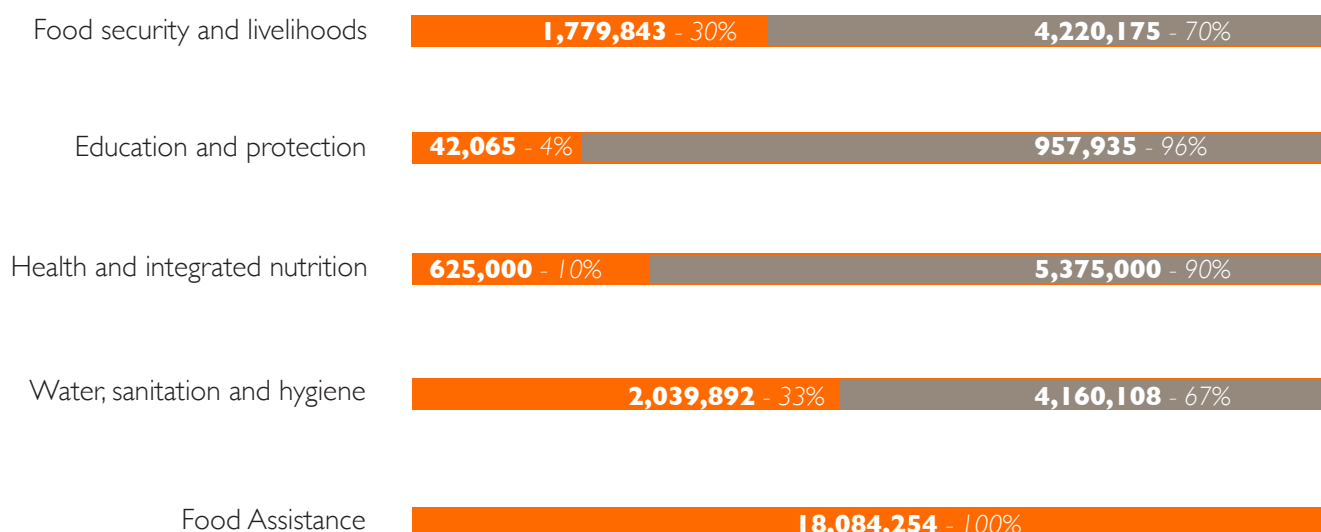
**18,471**

children reached with child protection and education interventions

## WORLD VISION AREAS OF OPERATION



# GAPS AND FUNDING REQUIREMENTS



■ Funding received (US\$) ■ Funding gap (US\$)



## WV ETHIOPIA HUMANITARIAN DONORS AND PARTNERS



**USAID**  
FROM THE AMERICAN PEOPLE



Global Affairs  
Canada

Affaires mondiales  
Canada



**OCHA**

**World Vision**

Hong Kong, Germany and Canada,  
WVE (NEPRF), EARO-Pool Fund and  
WVE Sponsorship revised budget

## PRIMARY CONTACT INFORMATION

### Edward Brown

National Director, World Vision Ethiopia  
E-mail: [Edward\\_Brown@wvi.org](mailto:Edward_Brown@wvi.org)  
Skype: fasteddyw

### Alex Whitney

Integrated Programs Director  
E-mail: [alex.whitney@worldvision.org.uk](mailto:alex.whitney@worldvision.org.uk)  
Skype: AlexdaWhitney

### Getenew Zewdu

Response Director  
E-mail: [Getenew\\_Zewdu@wvi.org](mailto:Getenew_Zewdu@wvi.org)  
Skype: getenewzewdu

### Meron Aberra

Communications & External Engagement Manager  
E-mail: [Meron\\_Aberra@wvi.org](mailto:Meron_Aberra@wvi.org)  
Skype: maberra1