

World Vision®

Jerusalem - West Bank - Gaza

World Vision Jerusalem – West Bank – Gaza

Child Well-being Report

FY14



Contents

List of Acronyms and Abbreviations.....	2
Foreword	3
Executive Summary	4
Introduction.....	5
Progress.....	7
Method	8
Context	9
Strategic Goals.....	10
Education, Protection & Participation.....	10
Economic Development	17
Health & Nutrition	22
Faith in Development	27
Disaster Management	29
Most Vulnerable Children.....	32
Programme Accountability Framework	33
Learning from FY14 CWB Reporting Process.....	34

List of Acronyms and Abbreviations

ADP	Area Development Programme		
AusAID	Australian Agency for International Development		
CAG	Community Active Groups		
CBO	Community Based Organization		
CBC	Community Business Council		
CC	Christian Commitment		
CDPP	Community Disaster Preparedness Plan		
CFS	Child Friendly Space		
COVACA	Community Owned Vulnerability and Capacity Assessment		
CPA	Child Protection and Advocacy		
CVA	Citizen Voice and Action		
CWA	Child Well-being Aspiration		
CWB	Child Well-being		
CWBO	Child Well-being Outcome		
CWBT	Child Well-being Target		
DAP	Development Assets Profile		
DRR	Disaster Risk Reduction		
FY	Fiscal Year		
GBV	Gender Based Violence		
HBRAT	HESPER – Basic Rapid Assessment Tool		
HEA	Humanitarian and Emergency Affairs		
HESPER	Humanitarian Emergency Settings Perceived Needs Scale		
HH	Households		
INGO	International Non-Governmental Organization		
JWG	Jerusalem-West Bank-Gaza		
KSCO	Keeping Children Safe Online		
LEAP	Learning through Evaluation with Accountability and Planning		
LVCD	Local Value Chain Development		
M&E	Monitoring and Evaluation		
MCHN	Maternal Child Health and Nutrition		
MHPSS	Mental Health and Psychosocial Support		
MoE	Ministry of Education		
MoH	Ministry of Health		
MoSA	Ministry of Social Affairs		
NGO	Non-Governmental Organization		
NO	National Office		
oPt	Occupied Palestinian Territory		
PCBS	Palestinian Central Bureau of Statistics		
PCEI	Palestinian Church Engagement Initiative		
PFA	Psychological First Aid		
PNSF	Private Non Sponsorship Fund	ttC	Timed Targeted Counseling
QA	Quality Assurance	WB	West Bank
RC	Registered Child	WV	World Vision
TP	Technical Programme	WVI	World Vision International

سلامات من فلسطين

(Greetings from Palestine)

Life is never boring in Palestine, but 2014 was an especially eventful year in the life of World Vision Jerusalem-West Bank-Gaza. In April, we embarked on an ambitious process improvement exercise, which resulted in a major staffing restructure. Throughout this demanding process, I was thoroughly impressed by the enthusiasm and dedication of staff as we sought to improve our organisation with one goal only in mind, to enhance the well-being of children.

Even more significant was the 51-day war, which devastated the population of Gaza, leaving 521 children dead and tens of thousands homeless. It was an emotional time for all JWVG staff and the deaths of nine of our registered children, in particular, were very painful for us all. I am immensely thankful to all JWVG staff and partners, especially our outstanding Gaza team, for their dedication to JWVG's work during and after the Gaza war. Our efforts directly supported over 80,000 children.

In light of 2014's significant challenges, I am very satisfied and enormously grateful to God to be able to present this report which shows the significant contribution World Vision has made to child well-being, directly impacting the lives of more than 186,000 children in Gaza and the West Bank.

Yet so many children remain in need and as an organisation we must set ourselves ever higher standards so that our contribution to child well-being keeps growing. As such, I am delighted at the honesty this report shows in identifying our weak points and featuring a clear set of practical recommendations that we are committed to implementing.

Equally, I am proud of our strengths, which in FY14 can be especially seen in the impact of our health and nutrition programming. To achieve this kind of positive change is what World Vision is all about and these successes motivate us to achieve the same impact across all strategic areas.

كل سنة وانتم سالمين

(May you be safe and well with every new year)

Alex Snary
National Director

Executive Summary

During FY14, World Vision Jerusalem-West Bank-Gaza directly contributed to the well-being of 186,042 children and impacted the lives of a further 900,000 children through its advocacy work. Progress was made towards all six of JWG's strategic goals, primarily via three Technical Programmes, which provide the basis for all ADP programming.

Contributions towards Strategic Goals 1, 3 and 6 (combined under the Education, Protection and Participation Technical Programme) benefitted 66,989 children. A key finding of the report (relating to CWB Target 4) was that reading comprehension levels in JWG-targeted schools are well below national targets and are particularly low for boys. The TP needs to give greater focus to this issue and can do so by building on the successes of WV-supported remedial reading programmes.

14,665 children were beneficiaries of JWG's Economic Development Technical Programme (strategic goal 2). 2014 baseline survey findings show the significant livelihood challenges that prevent children being properly care for. These findings underline the importance of JWG's interventions, but have also revealed the significant diversity in economic status across JWG's ADPs. Programming decisions need to take this diversity into account whilst at the same time enhancing programme quality through technical models and the enhancing monitoring by use of standard indicators and tools.

JWG's strongest contribution to child well-being can be seen in the Health and Nutrition Technical Programme (strategic goal 5), which has directly benefitted 17,081 children. Building on the earlier success of Bethlehem and East Hebron ADPs, this programme was rolled out to five additional ADPs in FY14 with a strong contribution to CWB Targets 2 and 3 measurable across all indicators. JWG is committed to building on this success through the expansion of this programme to all remaining ADPs. These findings reveal not only the effectiveness of JWG's Health and Nutrition programming, but also the advantages of systematic and technically robust monitoring. This same quality of monitoring needs to be applied to all programmes.

An essential contribution was made to child well-being through the Gaza emergency response, which benefitted 82,863 children affected by the devastating war in July and August. The effectiveness of JWG's response was, in part, due to disaster preparedness work undertaken in previous year. A more thorough review of the contribution of this work is recommended in order to extract more learning.

WV's work in FY14 has targeted around 90,000 Most Vulnerable Children through work in Gaza, with Bedouin children and children in detention. JWG's programming needs, however, to give much greater attention to children with disabilities.

WV JWG is very satisfied with the process of preparing this report. Over 50 staff including field officers and senior management were involved in what has been a valuable learning experience. The quality of future editions of this report can be enhanced by ongoing improvements to outcome monitoring and through involving a wider range of stakeholders in the process.

Introduction

Purpose of the Report

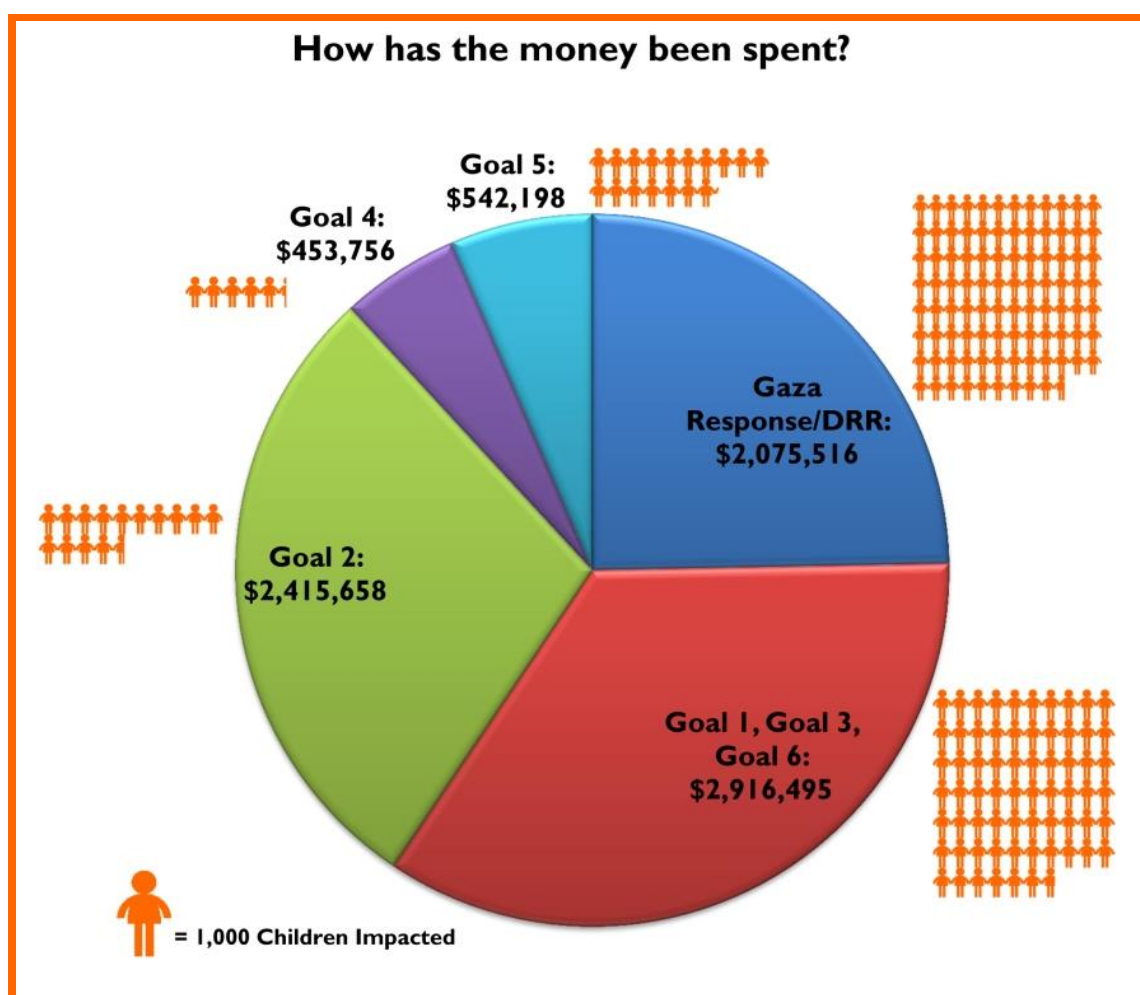
This report is a summary of World Vision Jerusalem-West Bank-Gaza's contribution to child well-being. It reflects the achievements of JWG's FY14 programming and summarizes progress measured in FY14 towards JWG's Strategic Gals and World Vision International's Child Well Being Targets (CWBTs).

The report is simply the end product of what has been a valuable, participatory learning process. The most important elements of this report are, therefore, the various learnings and recommendations.

JWG's National Office Strategy comprises six CWB-related Strategic Goals. Progress towards all goals is presented in this report through a focus on JWG's three recently adopted Technical Programmes (TPs), which encompass all Area Development Programme (ADP)-level programming.

The achievements across all six Strategic Goals plus JWG's FY14 Gaza emergency response have directly benefitted 186,042¹ children. Direct project expenditure in FY14 totalled \$8,403,623. The diagram below shows how this expenditure has been allocated and compares the number of children benefiting under each goal.

In addition to this, an estimated 900,000 Children have benefitted from JWG's FY14 advocacy activities.



¹ Total figure was calculated based on aggregation of figures under each Technical Programme (see Strategic Goals section) plus Gaza emergency response and DRR (see Disaster Management section). It was estimated that 75% of children benefitting from ED TP also benefitted under Education, Protection & Participation TP and the total figure has been adjusted accordingly.

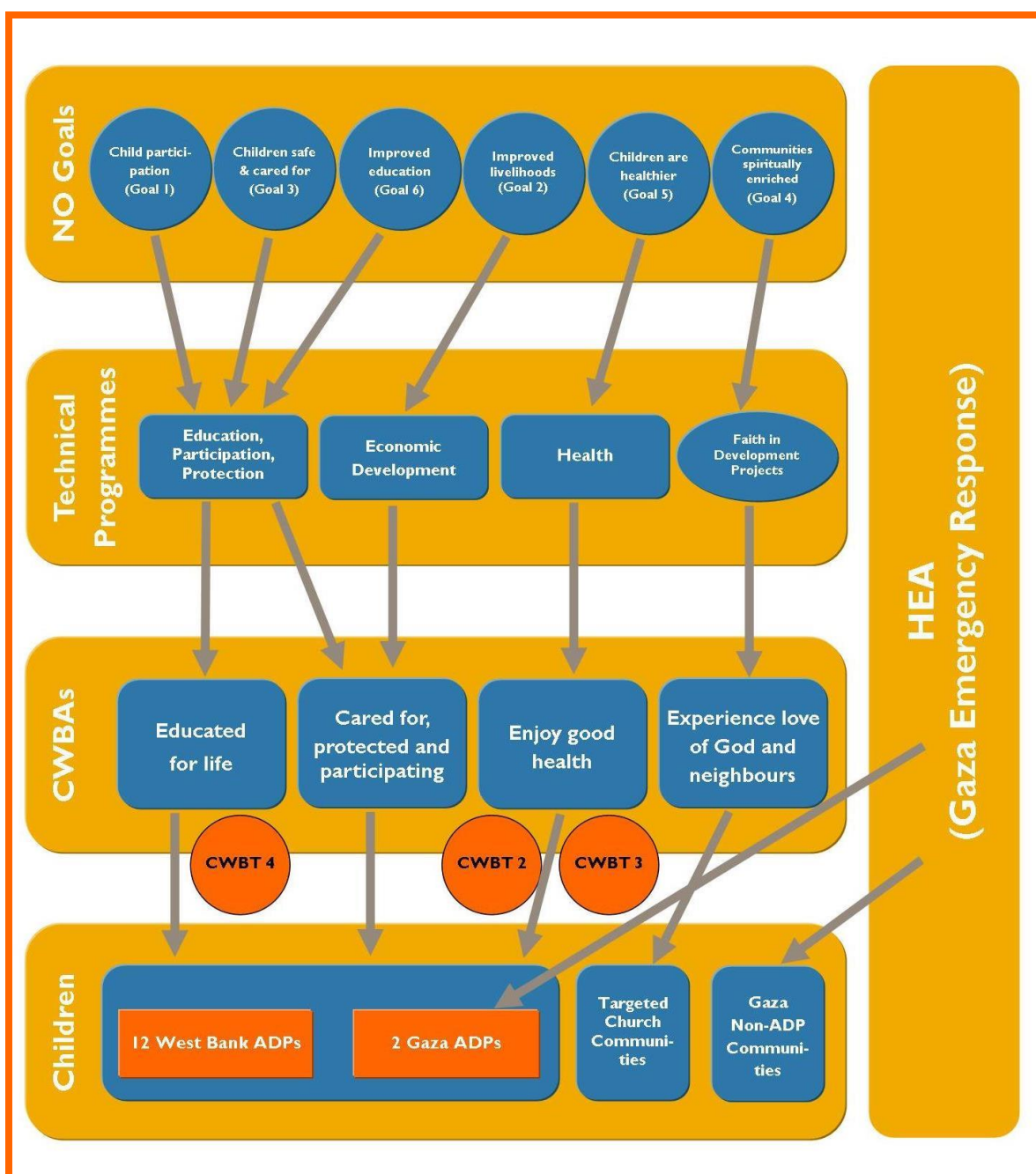
Child Well-being Targets and Indicators

JWG's strategy contributes to CWB Targets 2, 3 and 4. Standard indicators for targets 2 and 4 have been measured in FY14 and the findings are included in this report:

CWB Target 2: Increase in children protected from infection and disease	<ul style="list-style-type: none"> • % of children <5 with diarrhoea in the past two weeks who received correct management of diarrhoea • % of children <5 with presumed pneumonia who were taken to appropriate health provider
CWB Target 4: Increase in children who can read	<ul style="list-style-type: none"> • % of children who can read with comprehension

Measurement of CWB Target 3 (Increase in children who are well-nourished) is also included in this report, although not using standard indicators as these are not relevant for the JWG context.

Strategy Map



FY14 was a year of significant organizational change for JWG. The motivation for these changes was to enhance the quality of JWG's programming, the efficiency and effectiveness of its internal processes and to prepare JWG for future challenges in the operational and organizational contexts.

In order to identify the optimal change trajectory, JWG leadership designed a thorough, participatory process to map existing business processes and to develop improvements to them. This mapping process led to the adoption of a different organizational structure and the redesign of a large number of jobs. The process was designed to avoid predetermined outcomes and, as such, the recommendations of the FY13 CWB Report were treated as inputs into the process, rather than recommendations that needed to be adopted per se. The new staffing structure came into effect on 1 October 2014. Its key features are:

- Reorganization of ADP management into five zones each with a zonal office and a Zonal Manager. This led to the reduction of field offices (from 8 to 5) and field managers (from 9 to 5).
- Combining field-level operations and sponsorship roles into a single Community Programme Officer role in order to enhance efficiency and better integrate sponsorship and programming.
- The establishment of technical positions (at national and zonal office levels) to support the three Technical Programmes.

The above improvements deal (directly or indirectly) with several of the recommendations from the FY13 CWB Report. Whilst the time invested in the restructure did not allow for attention to all of last year's recommendations, several other important recommendations were actioned and are summarized below:

1. *Technical models.* Recommendations on the greater use of or improved capacity on technical models were made in relation to strategic objectives 1, 2, 5 and 6. In response, JWG was able to complete the development of three Technical Approaches, which were based on the "mega-design" PDD adopted at the end of FY13, but added substantial technical rigour by the introduction of several technical models. These models were then included in FY15 planning.
2. *Expansion of Timed Targeted Counselling (ttC) model.* This model was introduced to five additional ADPs in FY14 with successful results (as are detailed in the Strategic Goals section of this report). FY15 will see the model used by all 12 of the redesigned West Bank ADPs and, it is planned, in Gaza from FY16.
3. *Improvements in monitoring.* There were several recommendations on enhancing monitoring systems and the adoption of standardized indicators. During FY14, indicator standardization was completed and tools developed for a baseline survey which was conducted in late FY14/early FY15. Many of the results of that survey are featured in this report. A centralized monitoring system was also developed and is ready for roll-out during FY15. Pilots were also undertaken on digital data collection and the roll-out of this will commence during FY15.

Method

This CWB Report was developed in accordance with guidance provided by WVI. Details of the process are summarized below.

Participatory Process

The process was led by the Quality Assurance (QA) team with the participation of around 50 staff from throughout JWG. Following an in-depth analysis of available data, the QA team synthesized the relevant information in relation to Strategic Goals and CWB Targets. To analyse and interpret the data, a series of facilitated workshops were held comprising field staff/managers and technical officers as well as M&E, HEA and advocacy staff. Additional analyses were conducted with colleagues from Faith in Development, Sponsorship and Finance departments. A draft report was reviewed by Zonal Managers and feedback on the report's key findings was provided by National Office managers and the JWG Executive Team, which has endorsed the lessons learned and recommendations contained within.

Sources of Information

The main outcome indicator findings are based on the following data sources:

- The Economic Development baseline household survey (2014), which was conducted with 2,965 households (randomly sampled from all West Bank ADPs²) and has a confidence interval of 95%.
- The annual ttC monitoring survey (baseline Oct-13, endline Sep-14)) which was conducted with 2,541 mothers (100% of the target group)
- Ministry of Education national reading comprehension test data for grade 4 students (2014). MoE calculated results based on a sample of 520 students selected from WV-targeted schools (West Bank only³). The findings have a confidence interval of 95%.

In addition to the above, this report also uses data from the following sources:

- Baseline, evaluation and monitoring data for individual ADPs (2014)
- Monitoring data from the PNS/grant-funded projects: DRR, PCEI, GBV, KCSO and AMENCA 2
- Monitoring data from the Gaza emergency response
- Sponsorship data
- Various secondary sources, as referenced in the report

Limitations

Every effort has been made to produce a CWB Report of the highest quality. However, there were limiting factors as summarized below:

- Standardisation of indicators across JWG programmes was only completed during FY14, thus the amount of comparable historical data available (monitoring or baseline) was limited.
- In FY14, ADPs were not yet fully aligned to the new TPs. The lack of consistency in programming across ADPs creates a significant challenge in consolidating monitoring data at national level and comparing data between ADPs.
- Workload created by organizational changes and the Gaza conflict led to delays in adoption of new monitoring tools, notably DAP, meaning some data was not available in time for this report. The timing of the report process at the same time as the start of the new staffing structure also meant that staff participation was lower than would have been preferred.
- Some data for Gaza was not available due to the conflict and political factors.

² 12/14 ADPs are located in the WB. The others are in Gaza, where survey was not possible due to the conflict.

³ No Gaza data was available.

Context

External factors

Changes in the JWG context in FY14 are dominated by the Gaza crisis which had a devastating impact on children. A humanitarian emergency was declared in the Gaza Strip on 7 July, following the commencement of a 51-day Israeli military operation in Gaza. Although the conflict de-escalated following an open-ended ceasefire which began on 26 August, the humanitarian response continued until the end of FY14 and beyond.

Key statistics of the conflict are as follows⁴:

- 2,205 Gazans killed, including 521 children
- 18,000 homes were destroyed or severely damaged
- 500,000 people (50% children) were displaced during the conflict, of which 108,000 remain homeless.

Registered children were among those severely affected, particularly in North Gaza ADP, which was totally displaced at the height of the conflict. By the end of the war:

- 9 RCs had been killed and 9 injured
- 98 RCs remained homeless
- 17 RCs had lost a parent and 39 had lost one or more siblings

The psychological impact on children was also significant with an estimated 10,419 suffering from conflict-related trauma. WV staff were also affected, including five whose homes were destroyed.

The crisis led to a halting of regular programming for both Gaza ADPs and a large AusAID grant with resources being redirected to meet emergency needs. There was a significant upscaling of JWG's Gaza operations supported by additional staff at the NO and in Gaza. Despite the additional support, it was a very draining experience for all staff involved, most significantly for the Gaza staff team; all of whom were personally affected by the war and yet worked tirelessly to support the implementation of a highly effective emergency response. It is hoped that regular ADP programming can recommence in Q3, FY15. A negative impact of the crisis on JWG's strategic goals is likely, but has yet to be assessed.

Political tension (partly caused by the Gaza war) has also led to increased number of clashes across the West Bank and in Jerusalem. Access restrictions have also resulted in temporary unemployment for males who work in Israel thus negatively affected the economic conditions in general and parents' ability to meet their children's needs. Although there is not yet noticeable impact on ADP communities, the situation has hampered programme implementation with insecurity leading to restricted access and the temporary closure of JWG offices on several occasions.

Internal Factors

Internal factors appear insignificant when compared with the Gaza crisis. It is, nonetheless, important to note that JWG underwent significant organizational change in FY14, beginning with a thorough "process improvement" exercise and ending in a substantial organizational restructure, which resulted in 65% of staff ending up with new positions and/or job descriptions by the end of FY14. These changes, which required a significant time investment by all staff, are described in more detail in the Progress section above.

⁴ All statistics, except RCs, are from OCHA website.

Strategic Goals

JWG's strategy comprises six Strategic Goals. In order to best align with JWG's programming, this section is structured according to JWG's three recently-adopted Technical Programmes, which form the basis for all ADP programming. The "Education, Participation & Protection" TP aligns with three of JWG's Strategic Goals, whilst the Economic Development and Health & Nutrition TPs align with one Strategic Goal each. The fourth part of this section, Faith in Development, aligns to Strategic Goal 4, but is not covered by a Technical Programme.



Education, Protection & Participation

Strategic Goal 1: A generation of children empowered to positively influence their future and proactively participate in their family and societal affairs

Strategic Goal 3: Children enjoy life with dignity in a safe and caring environment

Strategic Goal 6: Children enjoy improved quality of education in a safe and rewarding environment

Cared for, Protected and Participating

Educated for Life

Enjoy Good Health

Experience love of God and their neighbors

CWB Outcomes:

Children are respected participants in decisions that affect their life
Children make good judgments, can protect themselves, manage emotions, and communicate ideas
Children are cared for in a loving and safe family and community environment, with safe places to play.
Children are educated for life

CWB Target 4: Increase in children who can read

Key Indicators

- % of adolescents who have improved their leadership skills
- % of children living in a safe neighbourhood
- % of youth who have a positive connection with their caregiver
- % of school children who feel supported in their learning by their parents
- % of parents or caregivers who use physical punishment/abuse as a means of discipline
- % of children in grade 4 able to read with comprehension according to national test
- % of children who report that their school and preschool is an enjoyable place for them
- % of teachers who attended WV training, use new teaching techniques
- % of targeted boys and girls who participated in programmes for children with educational difficulties showed 50% of improvement

Summary of Logic Chain

Children in Palestine are vulnerable in multiple ways. They are regularly exposed to violence; at home and school, where physical punishment is acceptable and common (51% of children aged 12-17 have been exposed to violence a member of their households⁵), through the actions of settlers and occupation forces (particularly for communities living in West Bank Area C) and, in Gaza where children are frequently exposed to war (everyone in Gaza over 6 years old has experienced at least three wars).

Children lack participation in decisions that affect them at family and community level. Lack of awareness of their own rights discourages them from having an active voice in issues that affect them. The same is true for women, who suffer from gender-based violence (GBV) with 20.6% of women surveyed agreeing that there are times when they deserve to be beaten by their husbands⁶.

Children's vulnerability is increased because of deficiencies in the education system. Despite high enrolment rates (94.3 % in formal basic education)⁷, the quality of learning does not educate children for life nor enhance their life skills. Low reading comprehension is a significant concern, especially for boys. The result is often students with low academic performance and lacking the necessary skills to encounter challenges proactively and positively.

WV in partnership with related stakeholders is trying to promote a community culture that protects children's rights and provides a safe environment for children to thrive in and be educated for life. The focal point for this work is schools, where WV strives to increase children's participation (e.g. through school councils), reduce exposure to violence (e.g. through awareness raising and child protection incident reporting) and enhance educational quality (e.g. through teacher training). Alongside this, WV targets a number of interventions at other levels; for example, supporting partner NGOs working with children in detention and working with the Ministry of Education (MoE) to develop curriculum materials that will sustainably enhance child protection. In Gaza, WV has strived to protect children from the trauma of war (see Disaster Management section).



⁵ PCBS Child Status Annual Report, 2012

⁶ WV GBV project baseline report, 2013

⁷ Palestinian Central Bureau of Statistics, http://www.pcbs.gov.ps/site/lang_en/881/default.aspx#Education

Resources

Number of Projects

14

Direct Project Expenditure

\$2,916,495

Sources of funding

Sponsorship and PNS

Number of Technical Staff

3

Key Partners

- Ministry of Education & local directorates of education
- Ministry of Social Affairs
- Schools and village councils
- Several local NGOs and CBOs
- Defence for Children International (INGO)

Beneficiaries Impacted

Direct Beneficiaries

Adults: 22,147 (11,619 women, 10,528 men)

Children: 66,989 (33,695 girls, 33,294 boys)

RCs: 37,718

MVCs

3,552

Indirect Beneficiaries

Children: 45,000 (22,050 girls, 22,950 boys)

Project Highlights

- **156** student/children's committees activated/established, which successfully implemented **208** initiatives
- **759** children participated in the leadership training opportunities
- **43** safe play areas constructed/rehabilitated benefiting more than **15,000** children
- **4,565** children participated in awareness raising/training sessions on child protection and rights
- **7,057** parents participated in awareness raising sessions on child well-being
- **36** MoE supervisors trained on an online risk manual developed by WV
- **3,000** children reached through a WV-published handbook on child helplines, hotlines and support centres
- **520** youth participated in GBV awareness-raising activities
- **60** school-level parent councils were activated, which implemented **163** separate initiatives to address children's learning and other issues
- **76** schools/kindergartens rehabilitated and **562** schools provided with educational equipment
- **1,580** children benefited from remedial education programmes
- **483** mothers participated in capacity building trainings that enhance their skills in supporting their children in the learning process
- **168** teachers applied new teaching techniques in their classes benefiting **12,718** children

Achievements and Analysis

Strategic Goal 1: A generation of children empowered to positively influence their future and proactively participate in their family and societal affairs

WV's work towards this goal has been mainly directed at supporting the establishment of youth-based committees, building the capacity of young leaders and providing support for youth-led initiatives. In the absence of outcome-level monitoring data, progress towards this goal can be measured through the significant number of youth committees that were formed (156) and the fact these committees were active in developing and implementing 208 of their own initiatives. This is an improvement on FY13 when 132 child-led initiatives were implemented and thus represents positive change in the proactive participation of children.

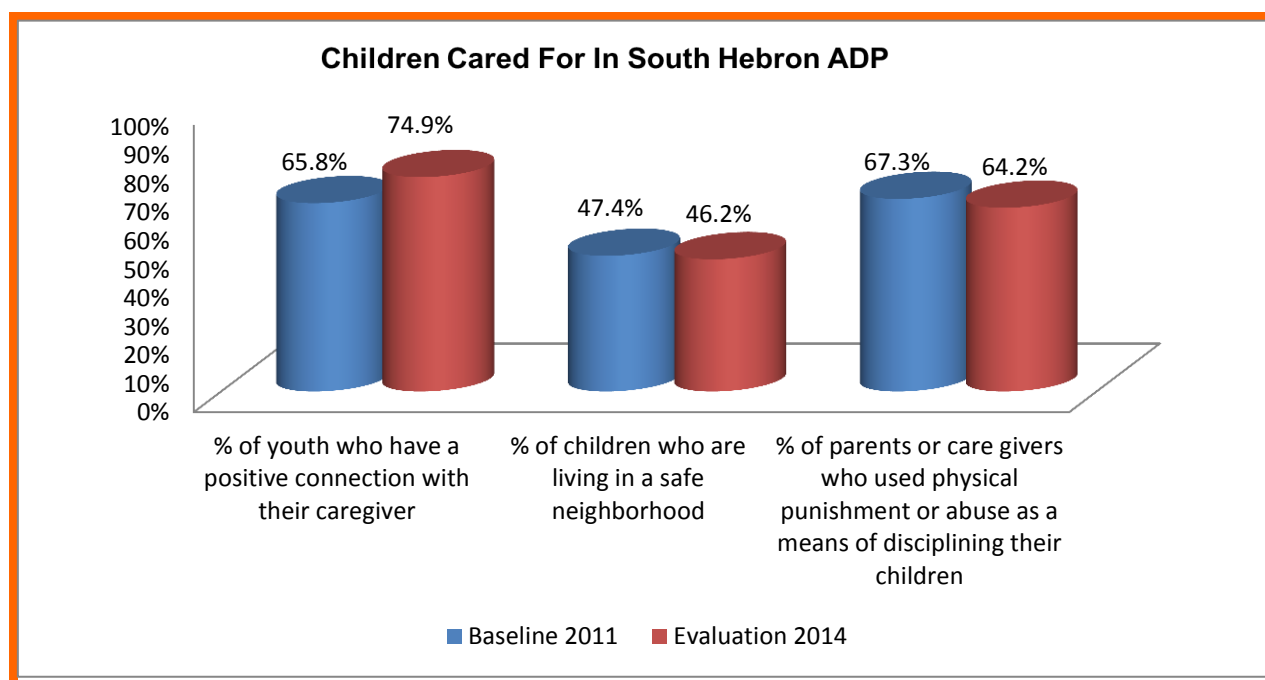
Data has also been collected in relation to development of youth leadership skills:

- Evaluation data for Nablus ADPs showed that 31.1% of targeted adolescents have improved their leadership skills⁸.
- Monitoring data in West Jenin ADP revealed that 98% of targeted adolescents had gained at least two new leadership skills through attending the leadership programme⁹.
- Monitoring data from the Ajyal project in Gaza found that 60% of trained adolescents showed improvement in knowledge of the trained civic engagement topics¹⁰.

The above findings, though, cannot be regarded as conclusive progress towards this Strategic Goal because they are at output-level and because the data has not been consistently collected across ADPs. At the start of FY15, JWG began using the Development Assets Profile (DAP) monitoring tool to measure related indicators for all ADPs. DAP findings will be available in future CWB Reports.

Strategic Goal 3: Children enjoy life with dignity in a safe and caring environment

Programming in relation to this strategic goal has mainly taken the form of awareness-raising and construction/rehabilitation of safe areas for children. Outcome-level data for FY14 is only available for South Hebron ADP with the results of three indicators shown below:



Allowing for an overlap in confidence intervals, the evaluation findings show zero or negligible change from baseline. Analysis workshops identified some mitigating factors regarding these findings, notable that the timeframe for change is very small, particularly considering that behavioural and social attitudes can take years to influence and that FY11 was the first year of this ADP with the scale of implementation being low to begin with. It should also be noted that positive results have been recorded at output level (e.g. tests

⁸ NADPs evaluation report, 2014

⁹ Jenin leadership programme post-test report, 2014

¹⁰ Ajyal project monitoring report, 2014

following training on alternative upbringing practices showed 85.7% of participants with increased knowledge¹¹).

However, it is also possible that the absence of change is an indicator that WV's interventions may not be effective or sufficient. In particular, the expectation of achieving change purely through awareness raising seems unrealistic. Moreover, the investment in infrastructure, such as playgrounds, is questionable since the impact of this on children's safety should have been immediate if, indeed, a lack of safe playgrounds was the community's sole or most significant safety concern.

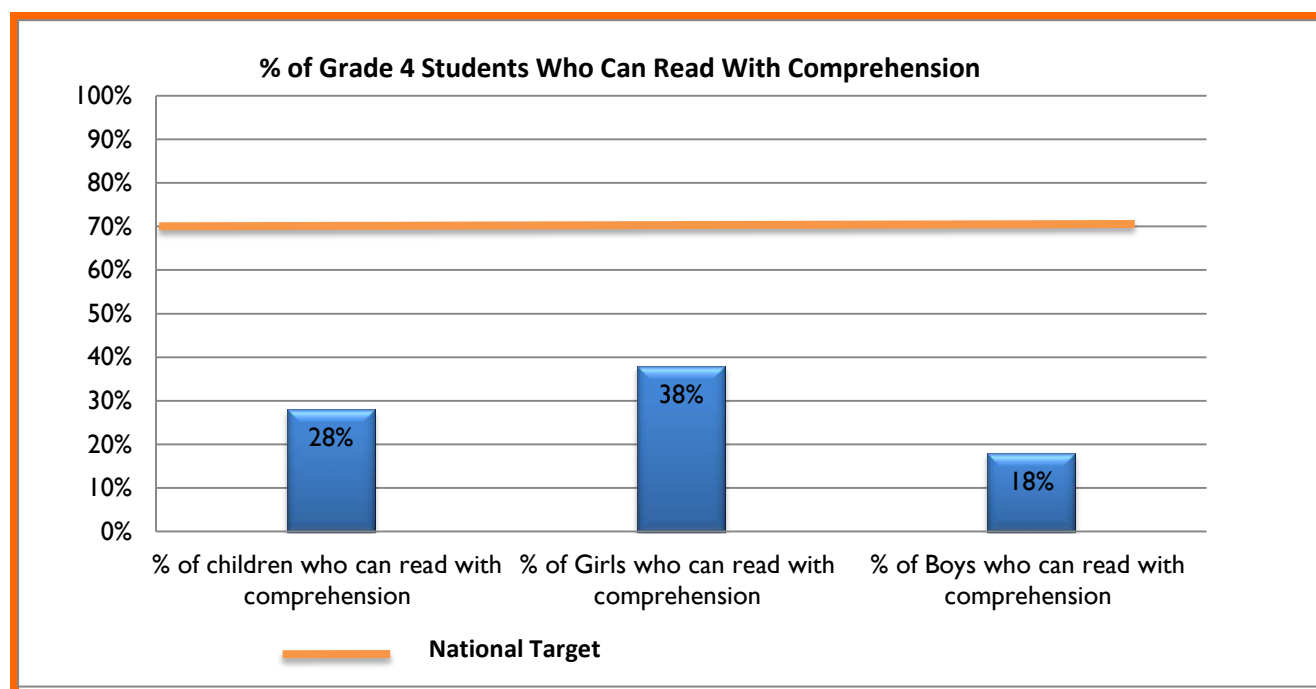
It is worth, therefore, noting that, starting in FY15 and in accordance with its new Technical Approach, JWG will begin moving away from a focus on infrastructure, awareness raising and training-focused activities and towards the programme-wide use of technical models including Citizens Voice and Action (CVA), Child Protection and Advocacy (CPA), Channels of Hope and Impact Clubs.

Contribution towards this goal was also made through two PNS projects. Through the GBV project, youth initiatives were undertaken to address peer-to-peer violence and GBV. Based on pre-/post-training test results, increased knowledge has been achieved among 80.7% of trained youth¹². The KCSO project is due for evaluation in FY15.

Strategic Goal 6: Children enjoy improved quality of education in a safe and rewarding environment

Reading comprehension is an important element of quality education and JWG had sought to enhance this through remedial reading programmes and teacher training. To measure progress towards this goal and CWB Target 4, "increase in children who can read", JWG for the first time obtained reading comprehension data. The data was collected and analysed by statisticians at the MoE from a sample group of grade 4 students taken exclusively from WV-targeted schools.

Data in relation to this target (measured for grade 4 students) is shown in the graph below.



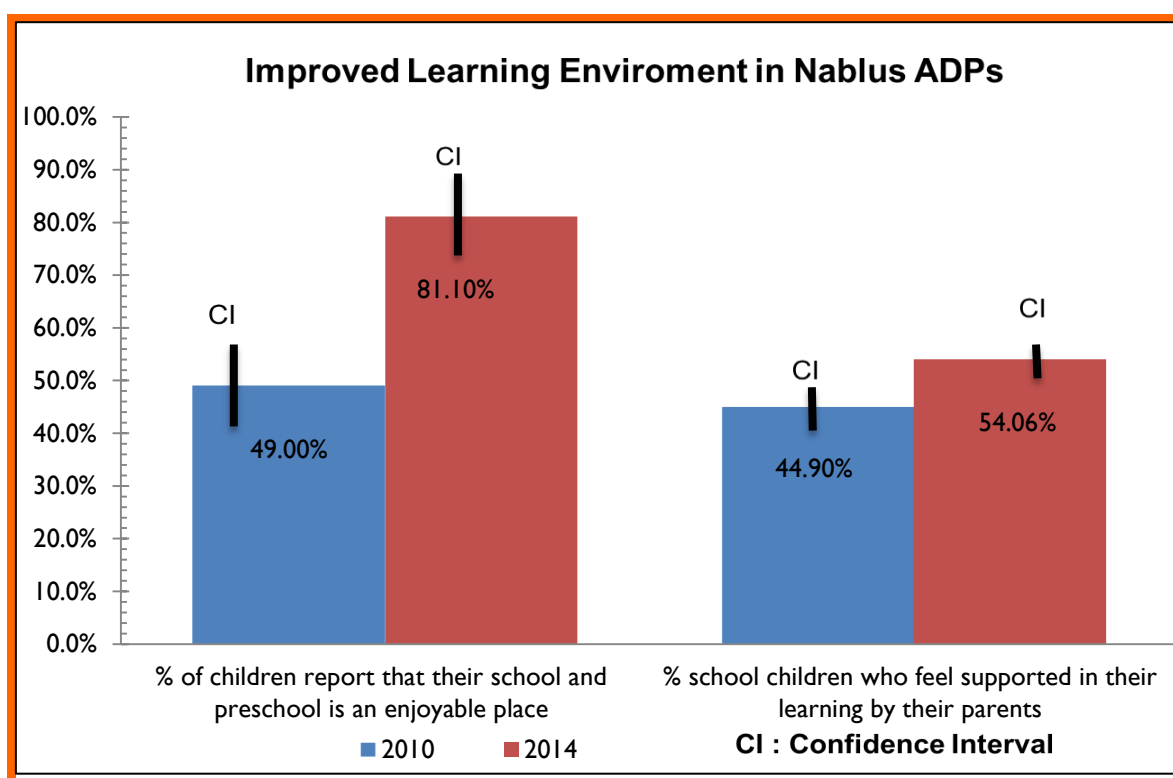
¹¹ South Hebron ADP monitoring report, 2014

¹² GBV project monitoring report, 2014

With no data available from previous years, it is not possible to assess the impact of JWG's interventions. However, these findings indicate serious deficiencies in reading comprehension, especially for boys, and confirm the importance of JWG's efforts to increase children's reading comprehension. Arguably, an even greater proportion of ADP resources should be directed to improving these results. The data from MoE only became available in mid-January leaving insufficient time to analyse it before the completion of this CWB Report. Deeper consideration of this information and its programming implications is, however, very important and there is opportunity to do this, through revisions to the Technical Programme, prior to the FY16 planning processes.

Despite the poor results in overall reading comprehension, it is valuable to note that JWG has achieved positive results in targeted reading interventions. Across eight ADPs where in-school remedial education programmes were run for children with learning difficulties (including designing special programmes in resource rooms), 86% of children showed improvement of at least 50%. Similarly, in Nablus ADPs remedial weekend programmes for mathematics and literacy skills have resulted in a 77% improvement¹³. Further investigation into the success of these remedial activities may lead to conclusions that can benefit reading comprehension for students across JWG's targeted schools.

Contribution towards this strategic goal was also made with regards to improving the learning environment at both school and home. These contributions took the form of improvements in school infrastructure, provision of school equipment, teacher training and capacity building of mothers on ways to better support their children's learning. Related outcome-level indicators were measured as part of the FY14 evaluation for the four Nablus ADPs, as shown below.



The positive change in the first of these indicators is significant and there is a clear logical link between this indicator and the Strategic Goal. It should be noted, though, that this indicator covers four ADPs only and

¹³ NADPs remedial education project evaluation report, 2014

does not allow insight into which of WV's activities have contributed the greatest change. Further analysis is recommended so as to most effectively apply this learning to other ADPs.



Sustainability

Partnership: Partnering in the education sector (mainly with MoE) is the main way of ensuring sustainability. Two concrete examples of this achieved in FY14 are the WV-developed Keeping Children Safe Online (KCSO) manual, which will become part of the MoE school curriculum, thus sustaining and widening the impact of JWG's work, and the MoE's new School Safety Guidelines, to which WV was a contributor. Through the Palestinian child protection network, WV has worked with partners such as the MoE and the Ministry of Social Affairs to promote a violence free culture.

Ownership: In East Hebron ADP, the children's committee has been formalized as part of the municipality structure, creating a strong platform for ongoing children's participation. This approach is to be replicated in other ADPs.

Social accountability: This is an important sustainability element, which needs to be enhanced. To achieve this, JWG will begin introducing the CVA and CPA models starting in FY15.

Transformed relations: This factor is at the heart of Strategic Goal I, which effectively seeks to transform the relationship between children, their parents and their communities. Progress towards this goal will support the sustainability of the other two goals aligned to this Technical Programme.



Advocacy

WV's active engagement with the MoE has a significant advocacy component and this has led to successes with the MoE's adoption of the KCSO curriculum and the School Safety Guidelines, mentioned above. In addition, WV has supported local advocacy initiatives, for example in advocating with the MoE to open new classes (grades 11, 12 and a pre-school class) in Alasasah Village in South Jenin ADP¹⁴.

WV has worked on a national level to build the capacity of children to advocate for their rights and supported the establishment of a National Youth Forum (involving 250 children¹⁵). Via this forum, children have advocated against violence in schools through events in their ADPs, TV shows, radio spots and a national march towards the Prime Minister's Office to hand in a letter drafted by the children. More effective monitoring is, however, required on such advocacy activities.

Through WV capacity building, Gaza children's committees were empowered to engage in advocating with the local police for installing signs and assigning a policeman in front of schools to facilitate traffic movement around the schools. They have also successfully advocated to the municipal government for cleaning the sewage area and maintaining the environment. Collectively, these two campaigns have benefitting more than 40,000 children¹⁶.

¹⁴ PSM report for WV-JWG, 2014

¹⁵ WV attendance lists, 2014

¹⁶ PSM report for WV-JWG, 2014

Lessons Learnt

- Lack of consistent monitoring of indicators relating to participation and protection has hampered potential learning. This reinforces the need for use of standard indicators and robust tools (e.g. DAP) across all ADPs, as JWG has already adopted.
- MoE data on reading comprehension in WV target schools show significant need for improvement.

Recommendations

- Further analysis on MoE reading comprehension results should be undertaken with a view to making improvements to the TP in time for FY16 planning. Consideration should be given to directing a higher proportion of TP resources to addressing reading comprehension deficits.
- JWG's public engagement team should work closely with M&E Unit in order to enhance monitoring of advocacy work.



Economic Development

Strategic Goal 2: Households have improved and diversified livelihood to reduce vulnerability of children

Children are cared for protected and participating

Educated for life

Enjoy Good Health

Experience love of God and their neighbors

CWB Outcome: Parents provide well for their children

Key Indicators

- % of parents and caregivers able to provide well for their children
- % of households with year-round access to sufficient food for the family's needs
- % of households dependent on food consumption coping strategies
- % of households with sufficient dietary diversity
- % of households with children where one or more adults earns income

Summary of Logic Chain

The fragile Palestinian economy has experienced significant decline over the past decade, as evidenced by the following data: high unemployment (23% in 2012, 39% amongst youth and 33% for women¹⁷), rising food insecurity (Gaza: from 44% in 2011 to 57% in 2012, West Bank: from 17% in 2011 to 19% in 2012 in the West Bank¹⁸) and a 2011 official poverty rate of 25.8% (with 12.9% regarded as suffering from deep poverty)¹⁹.

The single largest reason for this decline is the intensification of the Israeli occupation in both the West Bank and Gaza. The situation has prevented households from having proper and diversified livelihood to support their children and reduce their vulnerability.

¹⁷ Socio-Economic & Food Security Report, 2012, issued by (PCBS), FAO, UNRWA and WFP

¹⁸ Socio-Economic & Food Security Report, 2012, issued by (PCBS), FAO, UNRWA and WFP

¹⁹ PCBS website: <http://www.pcbs.gov.ps/site/881/default.aspx>

The occupation is outside of the direct influence of this TP (noting that wider advocacy efforts are aimed at ending the occupation), so progress towards this goal is dependent on addressing other root causes²⁰. WV's Economic Development TP aims to improve household livelihoods through a focus on two sub-objectives. The first is enhancing female and male youth's ability to secure waged employment, which aims to address the following two root causes: lack of secured income and the low contribution of women to household income. The second sub-objective is to support the initiation and improvement of profitable and sustainable new/existing small businesses in target communities, which seeks to tackle the root causes of lack of secured income, poor marketing skills, the use of outdated technologies (for agricultural businesses) and seeks to encourage talented youth into entrepreneurship as a career path.

Resources

Number of Projects

8

Direct Project Expenditure

\$2,415,658

Source of funding

Sponsorship, Grants (AMENCA 2), PNS

Number of Technical Staff

4

Key Partners

- Vocational training centres
- Ministry of Agriculture
- Palestinian Education for Employment Organization
- Palestinian Livestock Development Centre
- Local CBOs, CBCs and village committees

Beneficiaries Impacted

Direct Beneficiaries

Adults: 9,037 (4,500 women, 4,537 men)
Children: 14,665 (6,582 girls, 8,083 boys)
RCs: 5,409

MVCs

619

Indirect Beneficiaries

Children: 18,000 (8,820 girls, 9,180 boys)

Project Highlights

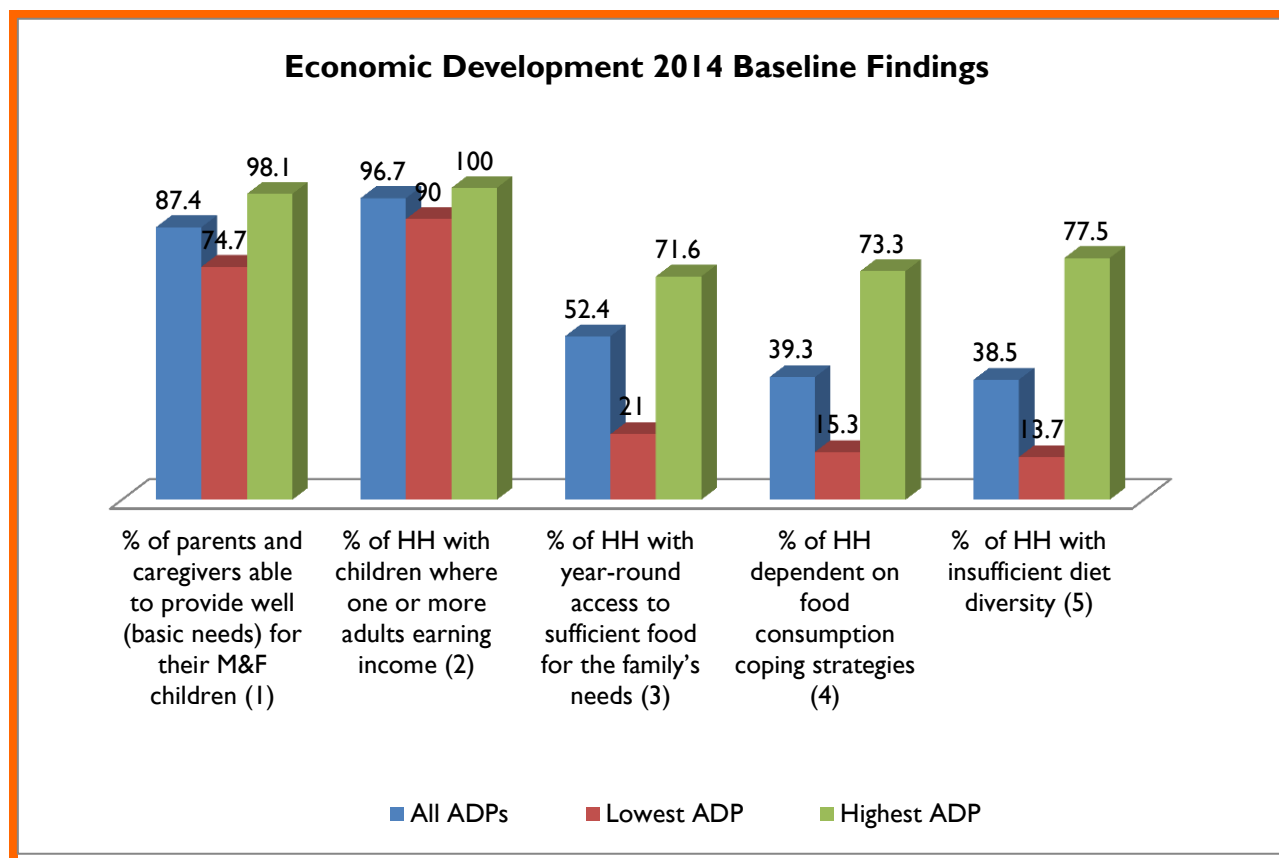
- **27** LVCD producer groups were established with 1400 members in Jenin & Hebron ADPs
- **7** LVCD market facilitators were hired/assigned to support the LVCD producers groups (resulting in a 35% positive change in average price received)
- **4** CBCs were established at the ADP level (24% female membership)
- **450** business owners trained on business management
- **120** small businesses supported with new technological tools (lowering costs by 65%)
- **510** farmers and fishermen were provided with tools to enhance their production
- **160** youth (9 with disabilities) participated in vocational training
- **832** unemployed youth (30 with disabilities) participated in Education for Employment
- **3,570** donums (=357ha) of agricultural land rehabilitated benefiting 520 families.

²⁰ As identified by Economic Development Technical working group from 5 ADPs redesign FY14

Achievements and Analysis

Analysis of progress towards this Strategic Goal was a significant challenge because indicators were only recently standardized and a baseline conducted in 2014. Furthermore, until the recent adoption of the Economic Development (ED) Technical Approach, there was significant diversity in the type of ED activities undertaken by different ADPs.

The findings from the 2014 baseline survey are, however, interesting to analyse. Results of five indicators are shown below:



Indicators 1 and 2 both show very high values (such that progress towards the strategic goal is enormous). However, further analysis and triangulation with other survey results reveal that these two indicator results should not be taken at face value. With regard to indicator 1, a high proportion of households provide well for their children, but many households can only achieve this with external help. For example in South Hebron ADP, of the 74.7% of the families that can provide well for their children, 22.5% can do so only with assistance from outside the household. It should also be noted that survey tool to measure this indicator covers access to items such as clothing and blankets and not food, whereas in Palestine the cost of such items is very low compared with very high food costs. The suitability of the tool used to measure this indicator needs to be reviewed.

For indicator 2, the 96.7% percentage “yes response” to the question drops considerably if asked about earning the income for 9-12 months. For example in South-East Salfit ADP, in only 58.3% of households does an adult earn income for more than 9 months of the year; in South Hebron ADP the figure is 38.1%. Much of this is because of the seasonal nature of agricultural work and emphasizes the relevance of WV’s approach in seeking to enhance waged employment and business opportunities.

The baseline results for indicator 3-5 also cast doubt on the reliability of indicators 1 and 2 and, equally importantly, highlight a significant diversity in economic status between ADPs. For example, in South Hebron

ADP, only 21% of households with year round access to sufficient food while in South Nablus ADP it reaches 71.6%.

These baseline findings, therefore, affirm the relevance of this goal and of the TP's focus on improving household livelihoods. However, they also highlight the need for ADP-level adaption in order to meet the varying economic status of different ADPs.

In terms of FY14 achievements, the lack of comparative data prevents a thorough analysis of the impact of JWG's interventions; a situation that will be resolved through regular outcome monitoring from FY15 onwards. FY14 output-level data does, however, show achievements – mainly in the area of agricultural production increases – that can be strongly linked to household livelihood improvements.

In Gaza, the FY14 evaluation of the AusAID-funded AMENCA (which took place pre-conflict) revealed that 80% of the small businesses supported under the project continue to operate profitably with an average 30% increase of sustained income. Support to farmers and fishermen has also led to a significant improvement in production levels (per household) as can be seen clearly in the table below:

Group	2014 production increase
Fishermen (Supported through provision of equipment)	150%
Farmers (Supported through complete farm rehabilitation)	100%
Farmers (Supported through partial farm rehabilitation)	15-20% (average 17%)
Farmers (Supported through better water access)	20%

The support to small businesses, farmers and fishermen has had a clear effect on child well-being with evaluation data showing that 66% of AMENCA project beneficiaries consumed a more diversified diet during FY14 compared with only 50% in FY13²¹.

In the West Bank, the three Jenin ADPs have used new technologies such as artificial insemination with a success rate of 63%, resulting in improved livestock production for targeted families²². Further, through a pilot project to produce alternative fodder, beneficiaries are expected to save up to 50% of the production cost and through implementation of the newly adopted Local Value Chain Development model, evaluation results show a 35% positive change in average price of products²³.

Sustainability

Ownership: Beneficiary ownership of ED interventions is essential to the sustainability of results. Therefore, for any initiative that directly supports small business, WV also requires a direct contribution (in cash or kind) from the business owner.

At the community-level, Community Business Councils have been established in some ADPs to ensure having enabled local communities that works for the improvement of the business environment and it is planned in FY15 to enhance CBC's advocacy capacity through the CVA model.

Transformed relations: The work of the LVCD model and also of cooperatives is fundamentally about transforming relations by empowering individuals through effective economic groups. Through LVCD

²¹ AMENCA evaluation report, 2014

²² Jenin ADPs ED Annual report, 2014

²³ Jenin ADPs ED Annual report, 2014

groups, members have not only gained new skills but have become empowered to work collectively to lower production costs.

Lessons Learnt

- Unexpectedly high values for key indicators show the value in measuring multiple indicators for triangulation and also the need for thorough analysis to obtain an accurate picture
- Clarity and consistency in approach is needed in order to improve quality of programming and monitoring. The ED Technical Approach (adopted in FY14) will help ensure this
- Baseline findings affirm the direction of the ED TP, but also reveal significant variation in economic status between ADPs

Recommendations

- On the basis of 2014 baseline survey, the suitability of some standard indicators and/or tools should be reassessed
- The variation in economic status between ADPs necessitates ADP-level contextualization of ED activities (including the amount of resource that is allocated to ED relative to other programmes). It is recommended that the ED TP is adapted to allow sufficient flexibility to achieve this, whilst still maintaining consistency in monitoring





Health & Nutrition

Strategic Goal 5: Children and their families embrace healthier and more active lifestyles within safer environments

Children are cared for
protected and participating

Educated for life

Enjoy Good
Health

Experience love of God
and their neighbors

CWB outcomes:

- Children are well nourished
- Children are protected from infection and disease
- Children and their care givers access essential health services

CWB Target 2: Increase in children protected from infection and disease

CWB Target 3: Increase in children who are well-nourished

Key Indicators:

Children are protected from infection and disease:

- % of children under 5 with diarrhoea in the past 2 weeks who received correct management of diarrhoea
- % of children under 5 with presumed pneumonia who were taken to appropriate health provider

Children are well nourished:

- % of children exclusively breastfed until 6 months of age
- % of children given appropriate feeding during illness
- % of children receiving a minimum meal frequency/ dietary diversity
- % of anaemia in children under 2 years/women

Summary of Logic Chain

WV's focus for this Strategic Goal has been on maternal and infant health and nutrition. WV assessments indicate that inappropriate newborn/infant feeding practice is widespread, as are caring practices leading to increased risk of disease, infections and death. Deaths among young children, particularly in the neonatal period, remain unacceptably high, (27.2/1,000 live births). Only 26.5% of 0-6 month-old children are exclusively breastfed²⁴, 11% of Palestinian children are malnourished²⁵ and the prevalence of diarrhoea is 15%. In addition, estimates are that access to essential health services is impeded for nearly one million people in the West Bank and around 1.4 million people in Gaza²⁶.

²⁴ Ibid

²⁵ PCBS, 2010

²⁶ WHO Health Compendium Consolidated Appeal Process, 2012

The root cause analysis conducted during FY14 re-design processes has revealed a lack of proper knowledge, practices and behaviour in regards to maternal, newborn and child health and nutrition (MCHN). Cultural norms and practices also negatively affect children's health and nutrition status. In addition, poor quality of provision and a lack of resources have limited access to essential health services. In order to respond to these issues, JWG has adopted WV's "7-11" approach, has worked with mothers at the household level adopting the Timed Targeted Counselling (ttC) model, has formed Community Active Groups (CAGs) to promote positive health practices, and has worked with partners on a structural level to improve access to health services.

Resources

Number of Projects

10 projects

Direct Project Expenditure

\$542,198

Source of funding

Sponsorship and PNS

Number of Technical Staff

2

Key Partners

- MoH and MoE (School Health Department)
- Local Health CBOs
- Palestinian Red Crescent Society
- Palestinian Medical Relief Society

Beneficiaries Impacted

Direct Beneficiaries

Adults: 3,999 (3,393 women, 606 men)

Children: 17,801 (11,533 girls, 5,528 boys)

RCs: 12,686

MVCs

1,024

Indirect Beneficiaries

Children: 23,000 (11,270 girls, 11,730 girls)

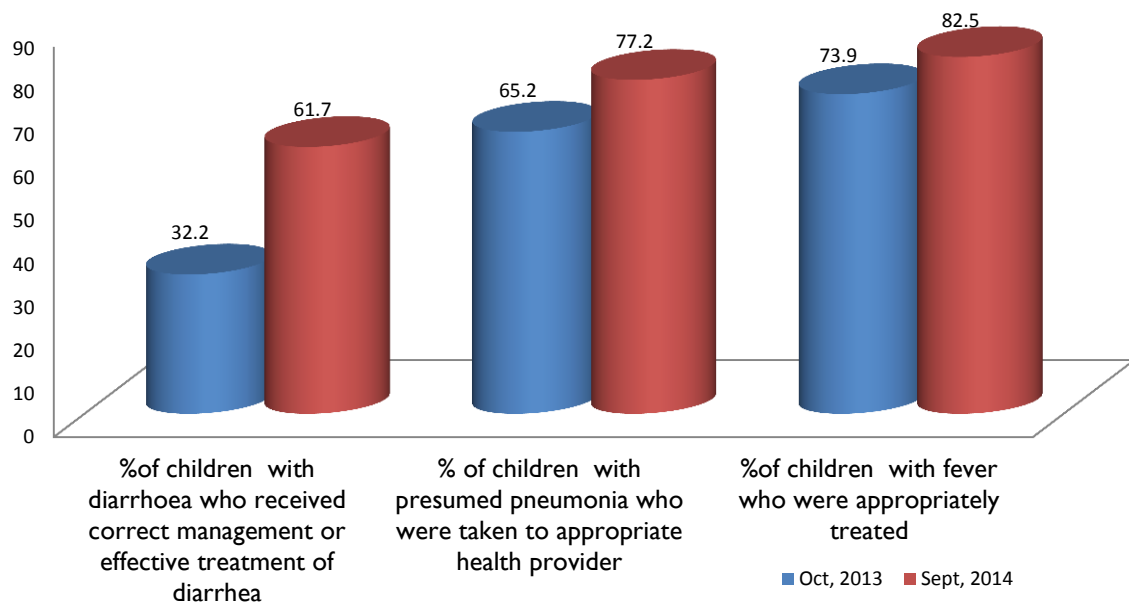
Projects Highlights

- **2,909** women participated in Timed and Targeted Counselling (ttC)
- **73** community health workers completed ttC training courses, 72 of whom showed improvement of knowledge of at least 65% of the introduced concepts.
- **2,123** women received health and nutrition information via 49 community sessions organised by WV-initiated CAGs.
- **190** health care providers strengthened through capacity building activities
- **11** ADP-level campaigns and **2** national campaigns conducted in partnership with the MoH and other local NGOs to promote mother and infant health and nutrition

Achievements and Analysis

Achievements in FY14 show a contribution not only to JWG's Strategic Goal 5, but also to CWB Targets 2 and 3. Data for CWBT standard indicators (which are measured through ttC targeted mothers household survey) is shown in the graph on the following page:

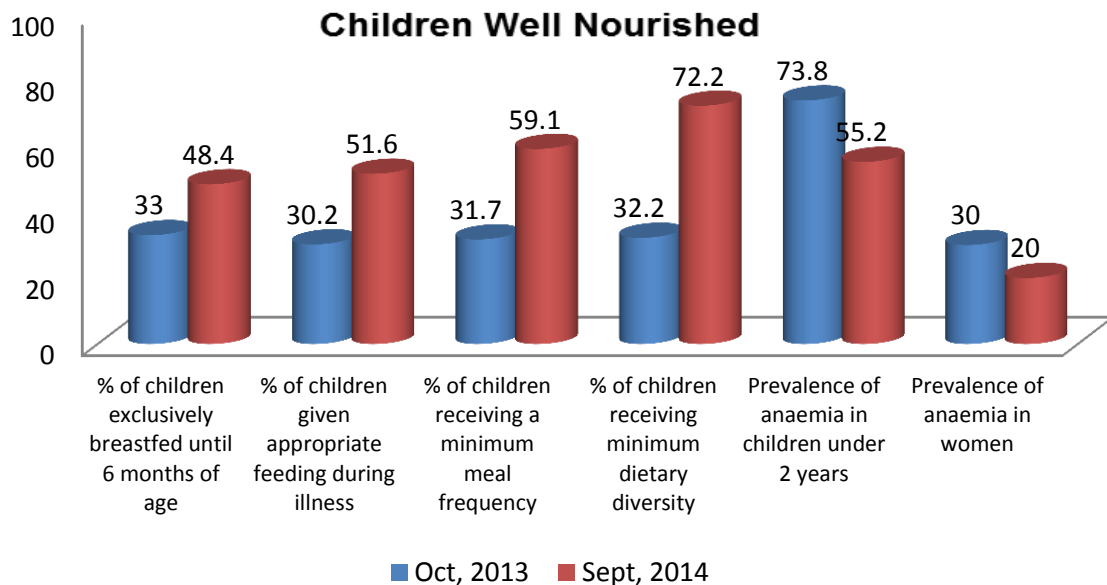
Children protected from infection, disease and injury



The change is significant, particularly with regard to diarrhoea management, which is a component of the ttC approach. The positive change in children with pneumonia being taken to a health provider may be attributable to WV's capacity building of health providers.

For CWB Target 3, JWG has not used the partnership's standard indicators because they are not relevant to the context²⁷. Child nutrition is, though, a major component of JWG's contribution to this strategic objective and a range of other indicators have been used, all of which show significant positive change during FY14.

Children Well Nourished



²⁷ Growth stunting, for example, is not a widespread problem and, therefore, that indicator will not allow for measurement of positive change.

From the above data, the most significant changes are the near doubling (from 32% to 72%) of the proportion of children having minimum dietary diversity and a large improvement in children with minimum meal frequency (32% to 59%); both results achieved within a single year. Other indicators also show positive change. The correlation between output and outcome indicators is noteworthy, particularly relating to anaemia where the 36.1% increase over the baseline in the proportion of children who received an iron syrup dose or tablet in the last week²⁸ is likely to be the significant reason for a 25.2% decrease in the prevalence of anaemia in children under 2 years. Further, the 31% increase in the proportion of women who took iron/folate during previous pregnancy²⁹ has resulted in a 33.3% decrease in anaemia prevalence.

This high level of success is attributed to the multi-level approach on which the ttC model is designed, targeting women at household level through CHWs, outreach to mothers at community level via CAGs and working with health providers to ensure consistency of training and messaging across all actors.

An additional success factor is that caregivers are making more frequent use of essential health services (e.g. 95.5% increase in the mothers of children aged 0–23 months who receiving post-natal visits), attributable to the increased knowledge of mothers and hard work of the CHWs.

It is also interesting to note that the 2014 baseline values measured in Bethlehem ADP (where ttC has been conducted since 2009) are significantly higher compared with both the 2009 Bethlehem ADP baseline and the 2014 baseline for ADPs where ttC was implemented for the first time. For example, the proportion of children receiving minimum dietary diversity baseline value in 2009 was 28.5% while in 2014 it was 54.7%. This is an indication that ttC may be impacting a wider group than the specifically targeted mothers.

An important reflection of technical staff involved in ttC is that the strong results achieved in FY14 are the result of several years of constant refinement of JWG's ttC practice and the gradual build-up of experience and expertise.



Sustainability

Local ownership: The high level of ownership has promoted positive behavioural change among targeted mothers. The use of CHWs and CAGs is also important to ensure local ownership and there are positive examples (from previous FYs) of CAGs working independently to reach a wider target group than was supported by WV.

Partnering: JWG has sought to mobilise community-based partners. A good sustainability practice can be seen in East Hebron ADP, which is in transition phase. Two health CBOs have agreed to adopt WV's MCHN approaches within their organizational structures and have started to build their capacities in order to complete the transition process by FY16 when WV leaves the area. This transition model is to be adopted by all transitioning ADPs.



Advocacy Efforts

Through advocacy with the MoH, CHWs in Bethlehem ADP have been officially registered with the directorate of health as MoH health volunteers, meaning they have access to MoH resources including transport allowances and ongoing training. WV's advocacy efforts also contributed to assigning an ultra-

²⁸ Health Program monitoring Data Base, 2014

²⁹ Health Program monitoring Data Base, 2014

sound specialist at the local clinic in Yasouf and Eskaka villages in Salfit District; benefitting pregnant mothers and children.

A national campaign during the annual breastfeeding week was conducted in partnership with the health directorates in Bethlehem and Ramallah. The campaign included capacity building workshops for the health workers at the Directorates of Health, health care providers and CHWs. The event was followed by community activities where women have received awareness booklets on breastfeeding.

Lessons Learnt

- Monitoring practice in the health programme is strong. This enhances learning and makes the CWVB Report process easier and more effective.
- The benefits of using robust technical models (ttC) and of implementing these over consecutive years are clear. ttC is an effective model and JWG has developed strong expertise in using it. This is leading to significant change in child well-being.
- The multi-level approach of the model is enhancing its effectiveness and appears to be reaching a wider group of mothers than was anticipated.

Recommendations

- Expand the MCHN interventions to all ADPs in order to reach a larger number of mothers and pregnant women in the community (note: this is planned for FY15).
- Further develop MCHN interventions through the proposed enhanced ttC model (note: funding is currently being sought in order to pilot this).





Faith in Development

Strategic Goal 4: Staff, parishes & ADP communities are resilient and spiritually enriched by WV

Children are cared for
protected and participating

Educated for life

Enjoy Good Health

Experience love of
God and their
neighbours

CWB Outcomes

- Children have hope and a vision for the future
- Children enjoy positive relationship with peers, family and community members

Key Indicators

- Staff who indicate that they live out their Christian identity within the organization
- x/y of church members targeted can list two new ways for supporting their communities
- x/y of targeted churches present one plan for community development

Summary of Logic Chain

Living under Israeli occupation is one of the most enduring causes of poverty and insecurity in Palestine. The measures imposed on communities negatively affect their well-being driving them to lose hope for the future. This has resulted in having high emigration rates, especially among Christians, for economic reasons, security reasons and to be able to live more freely. WV has worked to strengthen the Christian community by nurturing the spiritual growth and health of children and families and equipping them with the skills, confidence, and resources to understand and actively live out messages of peace through ongoing and sustainable community development programmes.

Resources

Number of Projects: 2

Direct Project Expenditure: \$453,756

Source of funding: PNS

Number of Technical Staff: 2

Key Partners:

Churches and Christian organizations

Beneficiaries Impacted

Direct Beneficiaries

Adults: 1,445 (744 women, 701 men)

Children: 5,243 (2,500 girls, 2,743 boys)

MVCs: 18

Indirect Beneficiaries

Children: 23,402 (11,132 girls, 12,270 boys)

Project Highlights

- **716** youth and children were part of six spiritual and educational summer camps in different locations in the West Bank
- **1,050** children and **165** adults benefitted through WV partnership with 7 parishes, to support schools and kindergartens
- **500** children, and youth experienced spiritual nurture during Christmas time through 8 partner-led projects
- **86** Christian youth were empowered to think strategically for the benefit of their institutions, churches and communities and act as leaders in their communities through developing their leadership skills.

Achievements and Analysis

During FY14, WV has contributed to its strategic goal, “staff, parishes and ADP communities are resilient and spiritually enriched by WV”. This goal can be linked to the child wellbeing outcomes “children have hope and a vision for the future”, and “children enjoy positive relationship with peers, family and community members”. However, no monitoring has been done during FY14 to directly measure the progress achieved towards CWB outcomes.

Targeted church members’ capacities have been improved where 90% of the church members who attended the trainings were able to have future vision on how to support their communities through their churches. The improvement in the members’ skills has been reflected in 78.6% of the churches presenting and implementing community development plans³⁰. The implemented projects by the churches were mainly directed towards improving children condition in their communities. The reason for this achievement is WV’s continuous encouragement, follow up and support to church-based groups who design and implement programmes for the development of their community.



Sustainability

Partnership: Projects activities were conducted in partnership with churches and faith-based organizations that are actively engaged in building on their sustainable presence in the holy and influence their communities.

Lessons Learnt	Recommendations
<ul style="list-style-type: none">Learning on the effectiveness of JWG’s Faith in Development work is hampered by lack of monitoring	<ul style="list-style-type: none">Monitoring of Faith in Development work needs to be mainstreamed and given QA department oversight and supportA theory of change needs to be developed in order to show clearer links between Faith in Development projects and child well-being

³⁰ PCEI project monitoring data, 2014

Disaster Management

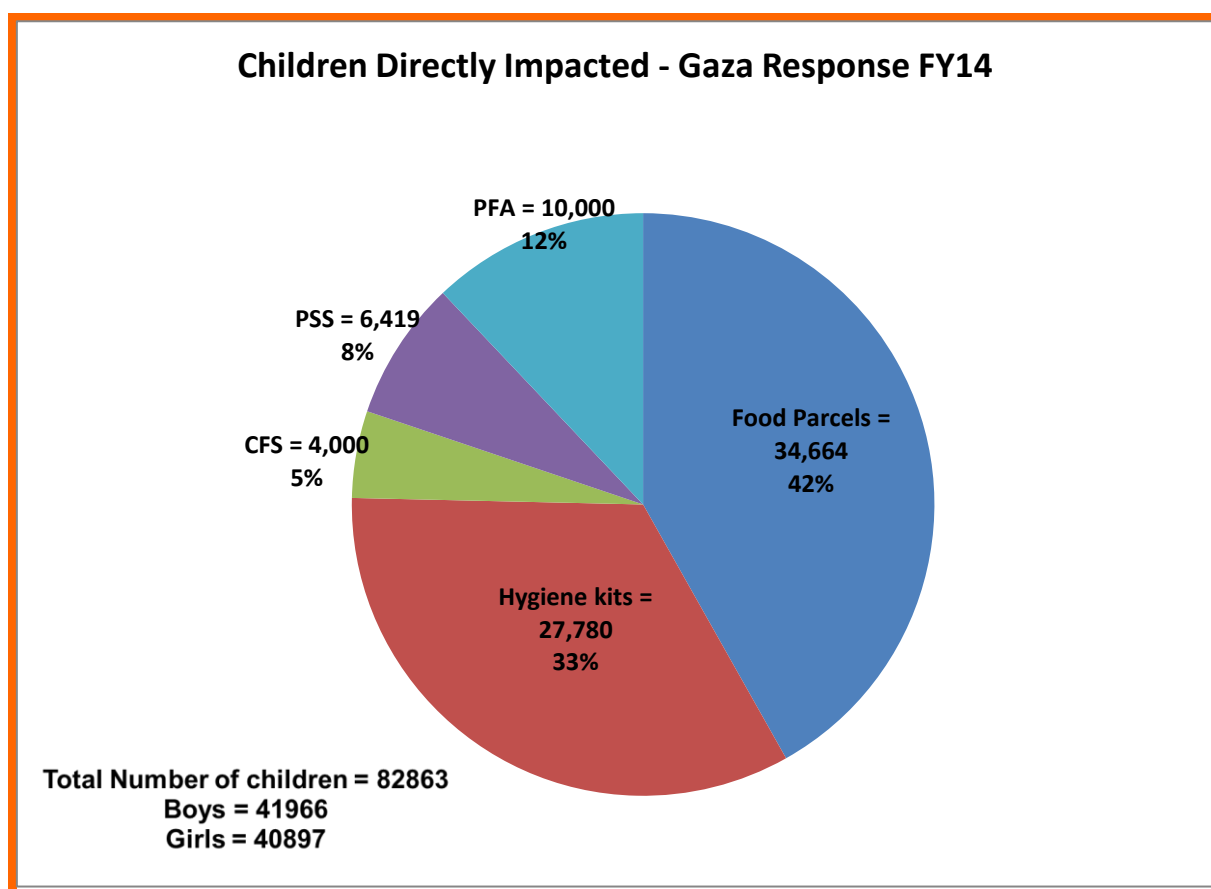
Gaza Emergency Response

On July 2014, the Israeli army launched a military offensive, code-named “Protective Edge”, in Gaza. The 51-day war brought about massive destruction, loss of life and large scale displacement, which severely affected the well-being of children and their families (see Context section for further details).

The crisis was declared as a CAT III emergency and WV was able to swiftly undertake an emergency rapid needs assessment, which identified significant needs and provision gaps in the areas of 1) access to food, 2) access to essential hygiene supplies, and 3) psycho-social support. WV developed, and was able to rapidly commence implementation of, an NO-led emergency response plan focusing on these three needs. During the early weeks of the response, emergency supplies were also provided to maintain services at a Gaza hospital.

The scale and speed of JWG’s response was highly impressive. It is particularly noteworthy that WV was one of the few actors to undertake emergency distributions, outside of UNRWA shelters, during the 51-day period of the operation. WV was also the first organisation to publish a rapid needs assessment. The effectiveness of WV’s response was made possible, mainly due to the dedication and experience of the Gaza team and the disaster preparedness work that WV had undertaken in previous years (more of which in the sub-section below). The response had directly benefitted 82,863 children by the end of FY14 – see pie chart below.

No evaluation has yet been conducted for the emergency response (although at least one grant project evaluation is planned for FY15). It clear at face value, though, that the emergency response made a direct contributions relating to CWB Aspirations: “Children are cared for, protected and participating” and “Children enjoy good health”.



Gaza Emergency Response

Resources

Number of Projects

4 projects in addition to reallocation of funds from two ADPs

Direct Project Expenditure

\$1,872,257

Sources of funding

Sponsorship, grants and PNS

Number of Technical Staff

2 NO staff, 128 additional staff recruited to Gaza team

Key Partners

Palestinian Red Crescent Society, UNRWA, UAWC, local CBOs, local community cluster groups

Project Highlights

- **9000** food parcels distributed (providing emergency food for 61,362 people)
- **6,000** hygiene kits distributed (providing essential supplies for 42,807 people)
- **40** new Child Friendly Spaces established catering for 4000 children receiving psycho-social support and providing 12000 additional children with access to safe play areas
- **3,700** households received Psychological First Aid
- **4,000** bed sheets, 2 packages of medical consumables and 5,000 litres of generator fuel provided to Al-Awhda hospital

Recovery

The Gaza response was still in the emergency phase at the end of FY14. Indeed, it remains a CAT III emergency at the time of writing, although early recovery activities have commenced, mainly in the form of restoring livelihoods through rehabilitation of damaged agricultural lands. Rehabilitation of damaged infrastructure, including housing, remains a far more difficult challenge due to the scale of damage and lack of donor interest in funding reconstruction. No actors have clear solutions on this.

WV remains deeply concerned about the psychological recovery of traumatised children. For this reason, it does not regard the CFS and PFA activities as purely emergency response, but rather envisages them continuing for as long as they are needed, albeit subject to funding constraints.

ADP programming, once recommenced (projected to be Q3, FY15) will also play a role in ongoing recovery of Gaza following this war.



Advocacy

JWG, through collaboration with several WV Support Offices, was very active in advocating for the needs of children throughout the conflict through mainstream media (the National Director alone was involved in more than 20 media interviews in 4 countries) and social media.

WV also mobilised 14 Support Offices to join the “Thunderclap” campaign calling for an immediate ceasefire in Gaza and a lasting and durable solution. The campaign, which WV actively promoted through social media (including special “tweets” featuring quotes from children in JWG’s Gaza programmes), reached over 7m people. WVUS advises that the campaign may have triggered the United Nations Security Council statement on the issue in the lead-up to the eventual ceasefire. Thus, this advocacy effort potentially benefitted over 800,000 Gazan children.

The direct impact of advocacy work is difficult to quantify, but one measure is that public appeals raised funds in several countries, most notably the UK, where WVUK raised \$390,000 directly in addition to the \$700,000 it received via a multi-agency appeal.

Disaster Risk Reduction

In addition to the threat of war in Gaza, Palestine faces a number of potential challenges through natural hazards such as earthquakes, floods, desertification and droughts. The politically unstable situation continues to deteriorate due to the occupation and, as a result, Palestinian communities are vulnerable to potential conflict escalations and emergencies. Disaster-related risks to child well-being are exacerbated by relatively poor capacity to plan and respond by Palestinian Civil Defence and other actors. In response, JWVG invested around \$203,000 in DRR activities in eight ADPs, which have benefited 10,020 children.

Impact of Disaster Preparedness in Gaza Crisis

The impact of FY14 DRR work in Gaza was most obviously seen in the emergency assessment training, which enabled WV's Gaza team to complete a thorough emergency needs assessment (using the BRAT tool) weeks in advance of other agencies, thus enabling children to be assisted through the precise targeting of emergency response activities and the use of the report in obtaining additional donor funding. The same skills were used in a follow-up assessment, which is being used to shape the direction of WV's early recovery work.

DRR interventions that took place prior to FY14 were also of significant value, notably the training of 200 Psychological First Aid workers and 61 Psycho-Social Support health workers in the past three years. PFA and PSS workers have reached at least 16,000 beneficiaries since the end of the war. Without this disaster preparedness, WV's PFA and PSS response may not have been possible. At the very least, it would have been far smaller and commenced much later.

Lessons learnt	Recommendations
<ul style="list-style-type: none"> Disaster preparedness in Gaza has enhanced WV's capacity to respond and yielded tangible benefits to children 	<ul style="list-style-type: none"> WV should undertake a thorough review of the effectiveness of its disaster preparedness work in Gaza in order to extract further learning Given the likelihood of future wars in Gaza, serious consideration should be given to continuing and expanding DRR programming



Most Vulnerable Children

During FY14, JWG has continued to address the needs of MVC and has updated its MVC mapping as part of the redesign process for five West Bank ADPs. Based on earlier and updated mapping processes, the programming focus has been on four categories of MVC, which are discussed below:

Bedouin children: Bedouins are one of the most marginalized groups in Palestine. 55% of the Bedouin population is food insecure and face challenges in accessing health and education services³¹. As a result, Bedouin families struggle to provide sufficient care for their children. Bedouins comprise around 10% of the two Hebron ADPs' populations. In FY14, ADPs sought to specifically address Bedouin needs in health, education, youth empowerment and disaster management, benefitting more than 4,700 children.

Children with disabilities: Disabled children are vulnerable for obvious reasons, but in Palestine their vulnerability often leads to exclusion through lack of specialist services and facilities, and through general lack of awareness on disability issues. During FY14, WV has conducted a number of awareness-raising campaigns and has also sought to actively facilitate the inclusion of disabled children in ADP activities. The number of disabled children directly reached through WV activities (excluding awareness-raising) is, however, low; only 769 in FY14, compared with an estimated 3,000+ disabled children across JWG's 14 ADPs. Furthermore, only 1.1% of RCs are disabled compared with the Palestinian average of 2.7%³². Clearly greater attention to disabled children is needed in JWG.

Children in Gaza: Children in Gaza's vulnerability to war was exposed in 2014 for a third time in six years. WV's efforts to address their vulnerability are covered in the Disaster Management section above. Efforts to reduce their vulnerability further have been part of regular programming in Gaza and this will continue once normal programming in Gaza is resumed.

Children in Israeli detention: The detention of children by Israeli forces, typically for alleged misdemeanours, affects over 700 children each year. The duration of detention ranges from hours to days, but even when detention is for a short period, it is still a violation of human rights and a traumatic experience. Children are often held without charge and without legal process. Where cases arise within ADPs, WV works in partnership with Defence for Children International, (an INGO specializing in juvenile justice). WV was involved in the documentation of 40 cases of youth detention and related abuses during FY14, which were then followed up by DCI under a joint project.

In addition, advocacy efforts have yielded success. In collaboration with WVUS, through meetings with policymakers in the UN, Palestine and Israel have resulted in a change in policy whereby children required for questioning will be taken by their parents to the police station during the day, instead of the previous commonly practice of children being driven in military vehicles, often at night.

Conclusion and Recommendations

Around 90,000 MVC have been impacted by JWG's programming in FY14, which is an impressive achievement. Effective targeting of children with disabilities is, however, a weakness. It is recommended that JWG reviews its approach to beneficiary and RC selection with a view to increasing participation of disabled children in ADPs.

³¹ UNDP, INFOCUS, Bedouins in the oPt, 2013

³² Palestinian average based on PCBS data. RC % based on actual average across 9 WB ADPs.

Programme Accountability Framework

JWG has applied all four components of the PAF across all ADPs and the Gaza emergency response.

Overview of JWG's PAF Implementation

PAF Component	Capacity Level ³³	Comment	Example
Providing information	2-3	Communities are well informed about JWG as an organization and are regularly updated about its activities. There is room for improvement in the type of communication methods.	The three Jenin ADPs distributed 14,000 newsletters describing WV as an organization, the sponsorship project and summarizing FY13's achievements.
Consulting with communities	2-3	Consultation is thorough, well documented and influential. However, project meetings tend to be convened by WV rather than co-driven.	Communities directly influenced the redesign process of South Hebron ADP through 6 community workshops involving more than 90 participants.
Promoting participation	2-3	Community decision-making in LEAP cycle (level 3) is consistently evident, but more can be done to enhance community capacity to participate (level 2).	Community participation was a strong feature of the four Nablus ADPs' evaluations. 75 community members (incl. children) received training and participated actively in evaluation design, data collection and analysis.
Collecting and acting on feedback and complaints	1-2	Complaints systems are in place and complaints are responded to. However, except in Gaza, the system is informal; clear guidelines and consistent monitoring of complaints is needed.	During the Gaza emergency response, complaint boxes and related information were installed at local distribution points. An average of ten complaints per week was reviewed by a joint WV-community committee, which agreed on follow-up actions.

Successes, Challenges and Recommendations

- JWG's strong community relationships are beneficial to programme accountability. The level of interaction between WV staff and community is high, which allows for free-flow of information, including exchange of concerns and complaints. The informality of this interaction, however, does not easily facilitate proper complaint management. Improvement to complaints management systems is recommended, based on learnings in Gaza.
- Nearly all ADPs have been involved in evaluation/redesign processes in FY13 and FY14. With no evaluations/redesigns scheduled for the coming years, JWG has redesigned its annual DIP process, in part to ensure strong programme accountability is maintained.
- It is recommended that greater emphasis should be placed on building the capacity of community groups so as to engage better in WV programming processes.

³³ There are three capacity levels (1-3 with 3 being highest). Levels were assigned through JWG self-assessment based on WVI PAF definitions.

Learning from FY14 CWB Reporting Process

WV JWG is generally happy with the FY14 reporting process, especially given the various limitations (see Method section). Preparations began in October 2014, which allowed sufficient time to develop the report in a systematic way; creating space for participation and reflection and avoiding the need for a last minute rush to write the report.

The quality of the report is substantially higher than in FY13 because of improved process, but also because of the growing consistency of programming across ADPs following the adoption of Technical Programmes and the standardisation of monitoring indicators.

The level of interest and contribution from staff (including managers) was a strong feature of the process. Participation in the analysis workshops was very active and has substantially influenced the quality of the report. Momentum is building in JWG around the CWB report towards it being seen as an essential and eagerly anticipated annual learning process rather than just a big report.

To strengthen the process further, though, a number of relatively simple improvements should be adopted in future years:

- The staff workshops contributed a lot to the process. The greater contribution of those workshops, though, was through identifying information and analytical gaps (which could often not be resolved during the workshops) rather than by creating ownership on findings and recommendations. An improvement would be to hold a second round of workshops in which the QA Team presented a synthesis of the first round along with any new information and analysis that had been conducted in between. This would enhance learning amongst the wider staff.
- Stakeholder participation should be widened to include WV volunteers, partners and community representatives. Specifically, Community Monitors should be included in the staff analysis workshops. This would give additional insights and widen the learning beyond WV staff, enhancing both the effectiveness and sustainability of JWG's programming.
- Far greater input is needed by staff (and other stakeholders) in Gaza. Circumstances prevented this from being possible for this report, but all efforts should be made to facilitate their participation in next year's report.

The above recommendations will enhance the process. The effectiveness of a strong process, though, will ultimately be limited by the quality of data available. The efficiency of the reporting process will also be improved by effective monitoring and data management. The continued, successful roll-out of JWG's monitoring system over FY15 (and beyond) is, therefore, the highest priority recommendation for the improvement of future CWB Reports.

