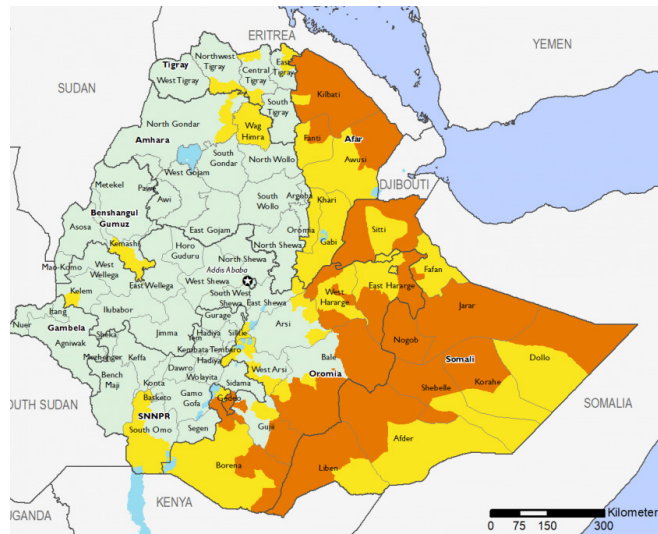


Key messages

- Food security overview:** Due to below average Belg and Deyr/Hagaya rains large areas of Somali, Eastern Oromia, and northeastern Afar regions are anticipated to remain in Crisis (IPC Phase 3) through January 2020. Localized flooding associated with above average Kiremt rains in parts of Amhara and Gambela region as well as South Omo zone in SNNPR has caused displacement, crop damage, and livestock deaths, restricting typical food and income access. As a result, some households are in Crisis (IPC Phase 3) or Stressed (IPC Phase 2).
- Weather:** The rainfall performance report for September 2019 shows that the rainfall amount received was below normal in most areas of the northern half of Ethiopia. Most parts of western, southwestern, central and some parts of eastern Ethiopia received above normal rainfall, though pocket areas received below normal rainfall. The southeastern part of the country has mostly received normal amount of rainfall for this time of year (IGAD-Climate prediction center)
- Cholera:** There has been a decreasing trend of reported cases which includes the new suspected (67) cases reported in Hawassa town in SNNP. As of 15 September 2019, a total of 1286 suspected cases including 11 deaths have been reported from eight regions with Oromia (599 cases), Amhara (202 cases) and Addis Ababa city (157 cases) reporting most cases. A total of 53 cases have been laboratory confirmed
- Hot spot classification declared:** Based on the woreda hotspot classification exercise that took place at regional level in July 2019 (post Belg/Gu/Ganna seasonal assessments) and with contribution of the Federal Review Team (in August/September 2019), hot spot classification analysis indicated that in July 2019, there were 250 priority one; 137 priority two and 118 priority three woredas out of a total of 505 woredas which were classified with first, second or third level of priority.

Food Security Outlook

October 2019 - January 2020



1: Minimal 2: Stressed 3: Crisis 4: Emergency 5: Famine

Gaps and needs

- The 2019 Ethiopia Humanitarian Response Plan, which requires US\$1.3 billion to help 8 million people, is only 51 per cent funded. The biggest contribution currently comes from the Government of Ethiopia, which has provided \$288 million for the food sector on top of contributions from international donors. More funding is urgently required for nutrition, health, shelter, protection, education and other needs.
- World vision Ethiopia has consolidated its 180 days response plan for 2019 response. The plan requires US \$ 84.02 m of which 78.9 m funded so far. The funding gap is US \$ 5.16 m.

Humanitarian needs



8.86 million people in need of humanitarian assistance



4.2 million children in need of humanitarian assistance



6 million people in need of health assistance



5.9 million people are in need of nutrition assistance



7.3 million people in need of water, sanitation and hygiene assistance



3.4 million people are in need of shelter and non-food items

Funding needs

Food security & livelihoods



Health & Nutrition



Food assistance



Water, sanitation & hygiene



Protection



Education



Shelter and Non Food Items



TOTAL



● Funding received

● Funding gap

*All financial figures in US\$

Response highlights



WATER, SANITATION & HYGIENE

- **WASH NFIs and Water treatment chemicals distributed:** 11,188 returnees (3,630 Girls, 3,087 Boys, 2,355 Women and 2,116 Men) were addressed through distribution of 1,637 Jericans, 1,637 washing basin, 1,637 buckets, 16,861 laundry and bating soaps and 67,128 sachet and 1,637 strips of water purifiers and disinfectants at Birbirsa Kajawa District of West Guji Zone.



FOOD ASSISTANCE

Food Distribution: In this reporting period 17,497 beneficiaries were addressed in regular JEOP program. Moreover, 128,648 returnees both in Gedeo-Guji and Siraro Woredas received their food entitlement.



SHELTER AND NON FOOD ITEMS

Distribution of NFI: 700 beneficiaries of Yirga Chafe woreda of SNNP took their entitled cash transfer which in total valued 2,100,000 birr (~\$ 72,413) which mean 3,000 birr (~\$103) per beneficiary.



HEALTH

- **Outbreak response:** In this reporting period, a marked reduction of the incidence of Cholera has been observed in all regions, except in 11 woredas of Oromia, SNNPR, Somali and Afar regions.
- **Solar lamps installed:** 14 solar lamps installed for health centers in Gedeb and Kochore woreda of SNNP.



EDUCATION

- **Accelerated School Readiness (ASR):** 4,393 Children are attending ASR class in all selected conflict affected woredas called Birbirsa Kojowa, Bule Hora, Abaya, Nedjo and Lalo Asabi in West Guji and West Wollega Zones of Oromia regional state.
- **Scholastic materials supported:** For selected schools of West Guji Zone and Gedeo zone woredas various materials were distributed. These included 60,366 exercise books, 16,974 pens, 16,974 pencils, 15,522 erasers and 160 conversation cards for ASR facilitators.
- **Accelerated Learning Program (ALP):** 1,549 (752 M, 797 F) children are attending ALP program in Nedjo and Lalo Asabi of West Wellega.



FOOD SECURITY AND LIVELIHOODS

- **Improved chicken distributed:** A total of 3,200 chicken distributions completed for all 400 beneficiaries in all four target kebeles of Kercha Woreda of Oromia region.
- **Improved vegetable seed distributed:** 75 kgs (Carrot 25 kg, Beetroot 25 kg and Cabbage 25kg) of improved vegetable seed distributed to 800 returnee in Gedeb and Kercha woredas.
- **Cash Delivery-Response:** Cash distribution targetting 900 households conducted in Mena sibu woreda West Wellega was done after completing digital registration using LMMS.

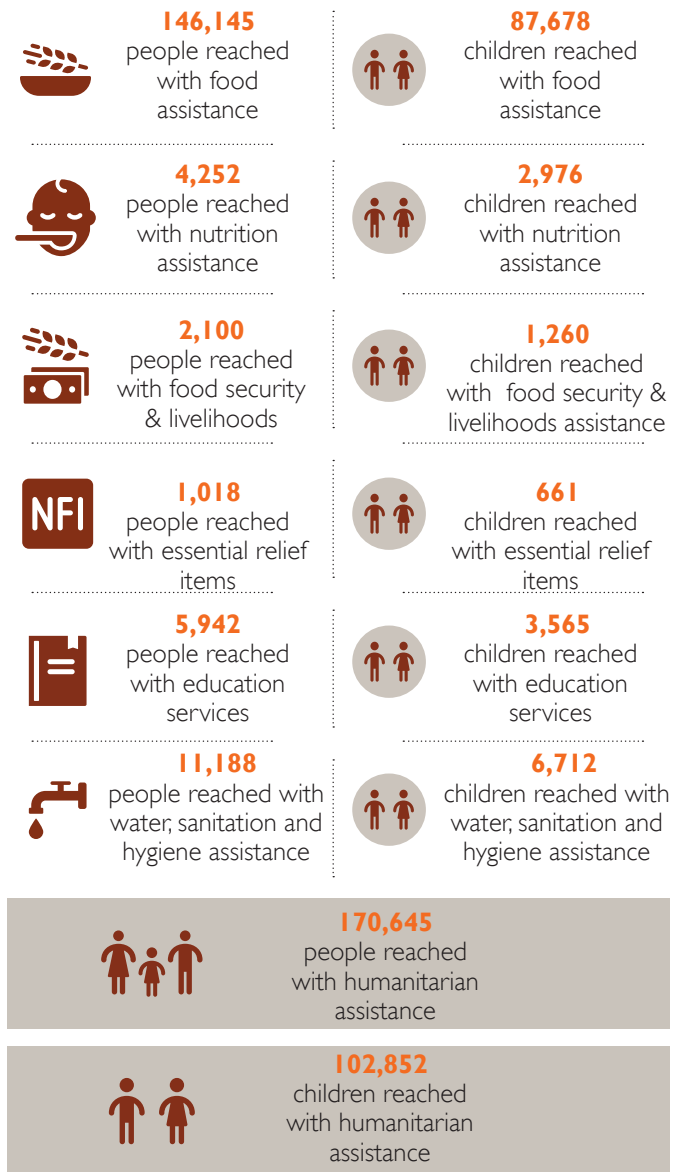


NUTRITION

- **Nutrition project launched:** A nutrition project "Emergency Nutrition response for IDPs in Dilla Zuria, Gedeo Zone" with budget \$ 103,456 from IRC started operation to address the need of 4,252 beneficiaries.

Response achievements

Reporting period September 1 - September 30, 2019

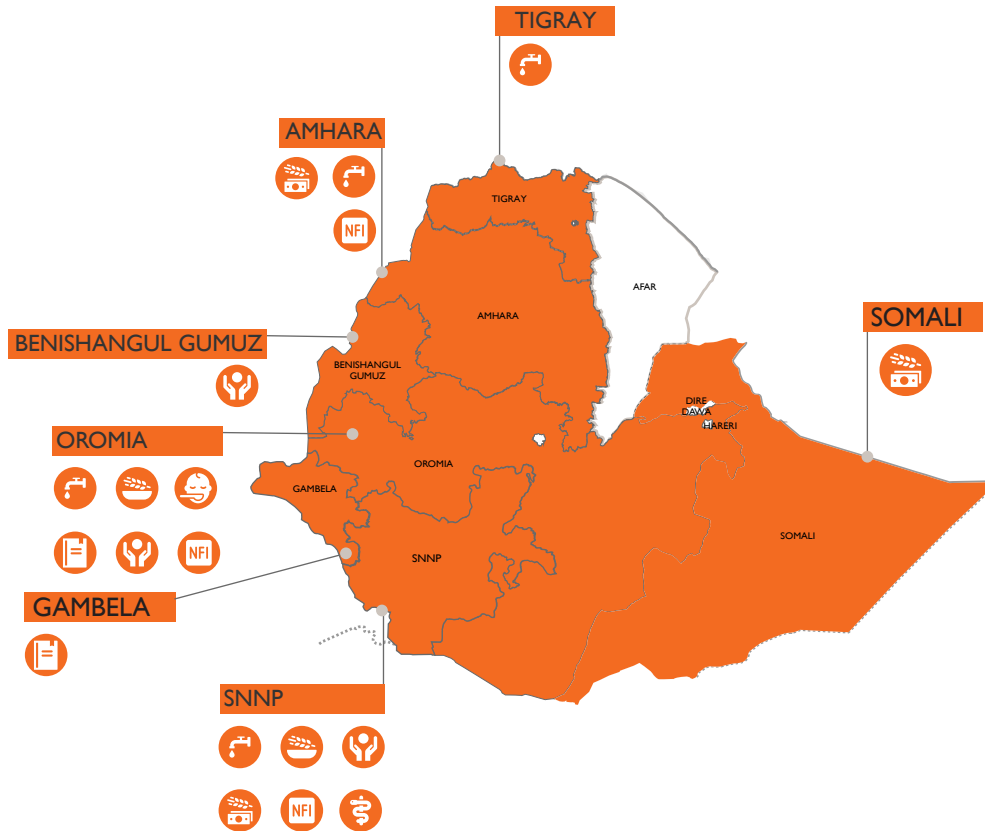


ETHIOPIA

SITUATION REPORT | SEPTEMBER 1 - SEPTEMBER 30, 2019



Response locations



- WASH
- Food Security & Livelihoods
- Food Assistance
- Protection
- Health
- Education
- Nutrition
- Shelter & Non-food Items

Primary contact information

Edward Brown
National Director
E-mail: edward_brown@wvi.org
Skype: fasteddyw

Samuel Tilahun
Head-Humanitarian & Emergency Affairs
E-mail: samuel_tilahun@wvi.org
Skype: samuel_tilahun

Kebede Gizachew Ayalew
Communications and External Relations Manager
E-mail: Kebede_GizacewAyalew@wvi.org
Skype: kebede.gizachew

Alex Whitney
Integrated Programs Director
E-mail: alex_whitney@wvi.org
Skype: AlexdaWhitney

National office donors & partners



World Vision

With donations from private individuals in Hong Kong, Germany, Canada, United States, Taiwan, Singapore and Ethiopia including contributions from World Vision Ethiopia staff members, WVUK, WVUS

The boundaries and names shown and the designations used on these maps do not imply official endorsement or acceptance by World Vision International

Creation date: 17 October 2019

Sources: UNOCHA, Government of Ethiopia, UNICEF, IOM, Reliefweb, Centre for Public Health Emergency Management.